

## Measuring Space: Perimeter and Area




Fig. 6.1: Athletes at the start of  $4 \times 100$  m relay race

In Fig. 6.1, you see athletes assembled at the start of a  $4 \times 100$  m relay race. The tracks are laid out, and the athletes are all set to go racing down the tracks. Do you notice that the athletes are not at the same starting line?

Those in the outer lanes seem to be starting ahead of those in the inner lanes while the finish line is the same for all of them. What could be the reason for this? The distance between the starting points of adjacent lanes is called the ‘stagger’. Notice that the stagger continues all the way to the outermost lane. Do you think the stagger gives anyone (those in the outer lanes or in the inner lanes) an unfair advantage? Why or why not? On what basis can the organisers work out the length of the stagger between lanes?

### Think and Reflect

In my school, the playground is too small to have a 400 m track, so the school constructed a 200 m track instead. Does this mean that we need a smaller stagger for the race tracks in my school (i.e., smaller than the stagger used in the Olympics), for the same  $4 \times 100$  m relay race?

To answer the question about the lane staggers required on a  $4 \times 100$  m athletics track, we need to know how to find the length around a circle.

## 6.1 PERIMETER OF A SHAPE

Given any shape, its **perimeter** is the total length around its border. Imagine a tiny insect going for a walk around its border, never turning around, till it returns to its starting point. The perimeter of the shape is the total distance it travels.

So, a square with side  $a$  units has perimeter  $4a$  units. An equilateral triangle with side  $a$  units has perimeter  $3a$  units.




Fig. 6.2A

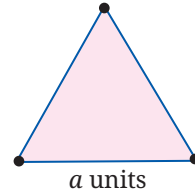


Fig. 6.2B

The perimeter of a rectangle with length  $a$  units and width  $b$  units is  $2(a + b)$  units. Note that the formula for the perimeter of a square is a 'special case' of the formula for the perimeter of a rectangle with  $a = b$ .

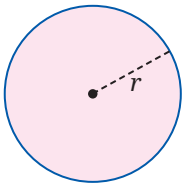


Fig. 6.3

Here we see a circle with radius  $r$  units. What is its perimeter? How do we find out?

### Think and Reflect

What is the connection between this question and the one about the 400 m athletics track?

To answer the question about the perimeter of the circle, we must go step by step.

What happens to the perimeter of a square if we double its side? It doubles too. The ratio of perimeter to the side is 4:1; this is so for all squares. As the side of the square gets larger (or smaller), the ratio of perimeter to side stays fixed at 4:1.

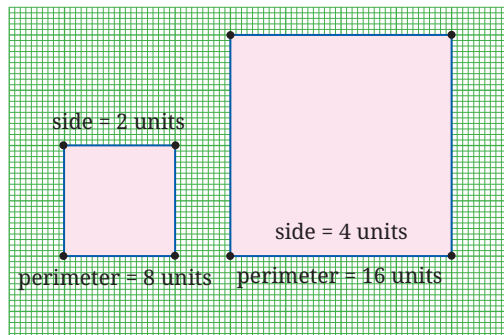


Fig. 6.4: Ratio of perimeter to side is 4:1

For equilateral triangles, the ratio of perimeter to the side is 3:1. As the side of the equilateral triangle gets larger (or smaller), the ratio of perimeter to side stays fixed at 3:1.

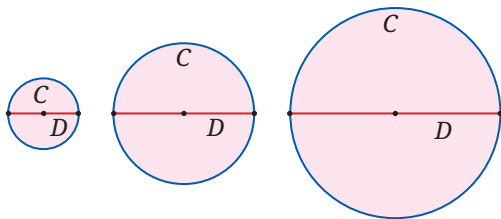


Fig. 6.5

What about a circle? What is its perimeter (usually called the **circumference**) in terms of its diameter?

Is the ratio of circumference ( $C$ ) to diameter ( $D$ ) the same for circles of all sizes (Fig. 6.5)? What do you think?

## 6.2 PERIMETER OF A CIRCLE—THE $C/D$ RATIO

In ancient days people realised that the ratio of the circumference to the diameter of the circle does not change if we change the size of the circle.

Let's call this ratio the ' $C/D$  ratio' of the circle.

What is the value of the  $C/D$  ratio?

How would you estimate this ratio?

### HOME MEASUREMENT

You can do a simple measurement at home to estimate the  $C/D$  ratio. Take a cotton reel with thin thread around it. Measure the diameter  $D$  of the reel as accurately as possible. Unwrap and then tightly wrap the thread around the reel 20 times. Unwrap it again; measure its length  $L$ , and calculate  $\frac{L}{20D}$ . This is the ratio we want. For accuracy, the thread should be very thin. Please do the experiment! Do you get a ratio between 3 and 4? Between 3.1 and 3.2?

It is also possible to estimate the  $C/D$  ratio using pure geometry, i.e., without any measurements at all! Can you imagine how?

## $C/D$ 's Adventurous Journey: From Ancient Approximations to the Exact Formula of Mādhava

Mathematicians have been fascinated by circles, and the  $C/D$  ratio, since ancient times and across geographical regions. This constant,

which we now call  $\pi$  (we say ‘pi’ as in ‘pie’ and not as in ‘pizza’), represents a bridge between many different areas of mathematics, and connects the straight-edged world of polygons with the infinite curves of nature. While early civilisations relied on practical, ‘good-enough’ values for construction and trade, the pursuit of this ratio eventually became an important pastime of mathematicians that helped to benchmark the sophistication of mathematical theories.

In Mesopotamia (c. 1900 BCE), mathematicians moved beyond the crude integer value of 3. They realised that a circle had a perimeter that was slightly larger than the hexagon inscribed within it. They concluded that  $\pi$  should therefore be larger than 3, and they set the value of  $\pi$  to be  $3 + \frac{1}{8} = 3.125$ .

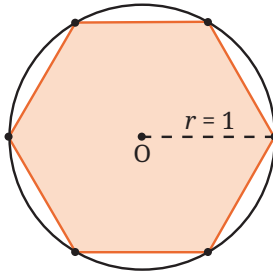


Fig. 6.6 The Mesopotamian Hexagon-to-Circle comparison.  
Can you see why this shows that  $\pi > 3$ ?

By **250 BCE, Archimedes of Syracuse** brought a new level of rigor to the problem. He ‘trapped’ the value of  $\pi$  between the perimeters of inscribed and circumscribed polygons. By using both an inscribed and circumscribed hexagon, Archimedes showed that  $\pi$  is between 3 and  $2\sqrt{3} \approx 3.46$ . Working his way up to 96-sided polygons, Archimedes found that  $3\frac{10}{71} < \pi < 3\frac{1}{7}$ .

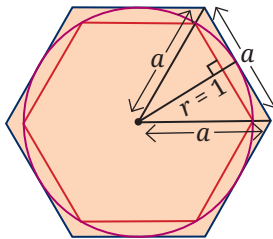


Fig. 6.7: Archimedes’ method utilising inscribed and circumscribed polygons. Can you see why this diagram of an inscribed and circumscribed hexagon tells us that  $\pi$  is between 3 and  $2\sqrt{3}$ ?

(Hint: Use the Baudhāyana–Pythagoras Theorem.)

In about 150 CE, Ptolemy of Alexandria refined Archimedes computations for use in his astronomical tables, giving the ratio  $\frac{377}{120} \approx 3.14167$  for  $\pi$ .

Shortly thereafter, in China, a ‘circle-cutting method’ of **Liu Hui** (263 CE) laid the groundwork for two breakthroughs due to **Zu Chongzhi** (480 CE). Zu pushed the polygon approximation method to 24,576 sides! He used this to discover the Yuelü (Approximate Ratio) of  $\frac{22}{7} \approx 3.1428$  for  $\pi$ , and also the *Miü* (Close Ratio) of  $\frac{355}{113} \approx 3.1415929$  for  $\pi$ . The rational fraction  $\frac{355}{113}$  is so close to  $\pi$  that it remained the most accurate value for  $\pi$  in the world for over 800 years; it is now known that no single rational fraction with denominator less than 15,000 can be as close to  $\pi$  as this fraction!

In 499 CE, Āryabhaṭa provided a value of  $\frac{62832}{20000} = 3.1416$  for  $\pi$ . Crucially, he described this value as *asanna*, i.e., ‘approaching’ or ‘approximate’ — a profound insight suggesting that the ratio could not be given exactly as one simple fraction. Meanwhile, **Brahmagupta** (628 CE) suggested the use of the value  $\sqrt{10} \approx 3.1622$  for  $\pi$ ; while slightly less accurate, he chose it for its mathematical elegance and the ease with which it could be manipulated in equations, a preference that saw  $\sqrt{10}$  become the dominant approximation in the Arab world and medieval Europe for centuries after.

Over the ensuing years, many great mathematicians studied  $\pi$ , including its approximations; but no approximation was as accurate as Zu’s  $\frac{355}{113}$  — or as algebraically simple as  $\frac{22}{7}$ , 3.1416, and  $\sqrt{10}$  — until the work of Mādhava of Sangamagrāma, who changed the game forever. Mādhava realised that  $\pi$  was not just a number to be approximated by fractions and other finite algebraic expressions, but a limit to be reached. Mādhava thereby discovered the first exact formula for  $\pi$ :

$$\frac{\pi}{4} = 1 - \frac{1}{3} + \frac{1}{5} - \frac{1}{7} + \dots$$

Is that not a beautiful formula? Mādhava’s formula — given in the form of an ‘infinite series’ — was a tectonic shift for mathematics. By moving from the geometric cutting of circles to the analytical summing of numbers, Mādhava birthed the area of mathematics



known as calculus. His infinite series enabled him to calculate  $\pi$  to 11 decimal places (3.14159265358), proving that the relationship between a circle's circumference and its diameter was a window into an entirely new area of mathematics.

Better and better infinite series were developed over time that gave more and more digits of  $\pi$  even more quickly. The key breakthroughs on the problem after Mādhava were due to Nilakaṇṭha (c. 1500), Machin (1706), Ramanujan (1914), and the Chudnovsky brothers (1988) who skilfully extended the ideas of Ramanujan. Today, using their algorithms, we now know  $\pi$  to neels (100s of trillions) of digits! We will learn more about the area of calculus in later grades.

In 1706, the Welsh mathematician William Jones used the Greek symbol  $\pi$  to denote the  $C/D$  ratio, because  $\pi$  is the first letter of the Greek word *perimetros* for perimeter. The symbol was made popular by the Swiss German mathematician Leonhard Euler (pronounced 'oiler'). We continue to use the same symbol today!

### 6.3 $\pi$ IS IRRATIONAL

The digits of  $\pi$  go on forever, with no visible pattern. You already know that fractions give rise to decimal expansions with a rhythmic pattern, e.g.,

$$\frac{1}{3} = 0.33333\dots, \frac{1}{11} = 0.09090909\dots, \frac{1}{7} = 0.142857\ 142857\dots$$

But for  $\pi$ , there is no such pattern! It turns out that  $\pi$  cannot be written as a ratio of two integers. Such numbers are called *irrational*. Remember: A rational number is a number that can be written as a fraction  $\frac{a}{b}$  where  $a, b$  are integers with  $b$  not equal to 0, e.g., numbers such as  $1\frac{2}{3}$ ,  $\frac{-7}{11}$  and 1.4.

In Grade 8, you learned that  $\sqrt{2}$  is an irrational number. From their writings, it seems that Āryabhaṭa and Zu Chongzhi regarded  $\pi$  as irrational. Centuries later (1761), the mathematician Lambert showed that this is so;  $\pi$  is irrational. But to prove this requires more advanced mathematics, which we will learn much later.



Since  $\pi$  is irrational, there is no 'best fraction' for  $\pi$ . If there is any fraction that is close to  $\pi$ , we can find another fraction that is closer.

The well-known fraction  $\frac{22}{7}$  is good enough for most practical uses. But it is important to note that  $\pi$  is not equal to  $\frac{22}{7}$  (they are 'close but not equal'). So we write  $\pi \approx \frac{22}{7}$  and also  $\pi \neq \frac{22}{7}$ . In the same way, we can write  $\sqrt{2} \approx 1.414$  and also  $\sqrt{2} \neq 1.414$ .

As noted earlier, a much better approximation for  $\pi$  is  $\frac{355}{113}$ .



## Fun Fact

Here's a fun way to remember the first few digits of  $\pi$ :

*How I wish I could recollect pi.*

Count the number of letters in each word (3, 1, 4, 1, 5, 9, 2) and you get the digits of  $\pi$ ! So,  $\pi \approx 3.141592\dots$

Since  $\pi \approx 3.14$  and also  $\pi \approx \frac{22}{7}$ , March 14 (written '3-14' in North America) is celebrated each year as **Pi Day**, and 22 July (written '22-7' in



India) is celebrated each year as **Pi Approximation Day**.

## 6.4 LENGTH OF AN ARC OF A CIRCLE

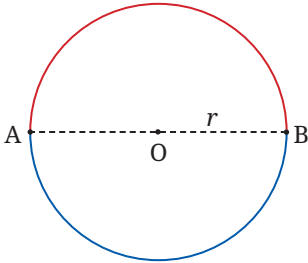


Fig. 6.8: Two semicircles making a full circle

The circumference of a circle of diameter  $d$  is  $\pi d$ . Since the diameter is twice the radius, we can also write the circumference of a circle as  $2\pi r$ , where  $r$  is the radius.

What will be the length of a **semicircle** with the same radius  $r$  (see Fig. 6.8)?

If we reflect the circle in the diameter  $AB$ , the red semicircle and the blue semicircle exchange places. This means that they have equal length, which is  $2\pi r \div 2 = \pi r$ .

Instead of reflecting the figure in the diameter  $AB$ , we can also imagine rotating the whole figure around the centre  $O$  through an angle of  $180^\circ$ , i.e., through a half-turn. The effect is the same, and we get the same formula for the length of the semicircular arc.

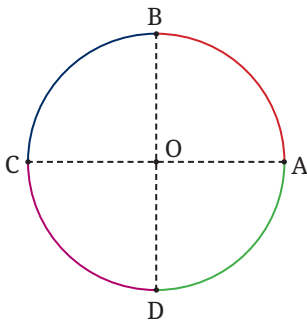


Fig. 6.9: Four quarter circles make a full circle

What will be the length of a **quarter circle** with the same radius (Fig. 6.9)?

Imagine rotating the entire figure through  $90^\circ$ , clockwise or anticlockwise. Each quarter circle moves and covers another quarter circle. So each quarter circle has the same arc length, and this is equal to

$$2\pi r \div 4 = \frac{\pi r}{2}.$$

Note the following:

- The formula for the length of a semicircle may also be written as  $2\pi r \times \frac{180^\circ}{360^\circ}$ .

- The formula for the length of a quarter circle may also be written as  $2\pi r \times \frac{90^\circ}{360^\circ}$ .

From these, we can guess the formula for the length of an arc of a circle in terms of the angle it makes (i.e., the angle it 'subtends') at the centre of the circle.

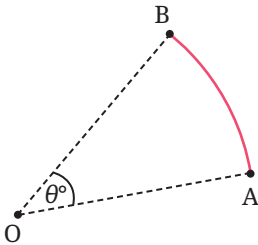


Fig. 6.10: Length of an arc of a circle

If the arc is  $AB$ , and it subtends an angle  $\theta^\circ$  at the centre  $O$  of the circle, the length of the arc is  $2\pi r \times \frac{\theta^\circ}{360^\circ}$ .

### A Closer Look at a 400 m Athletics Track

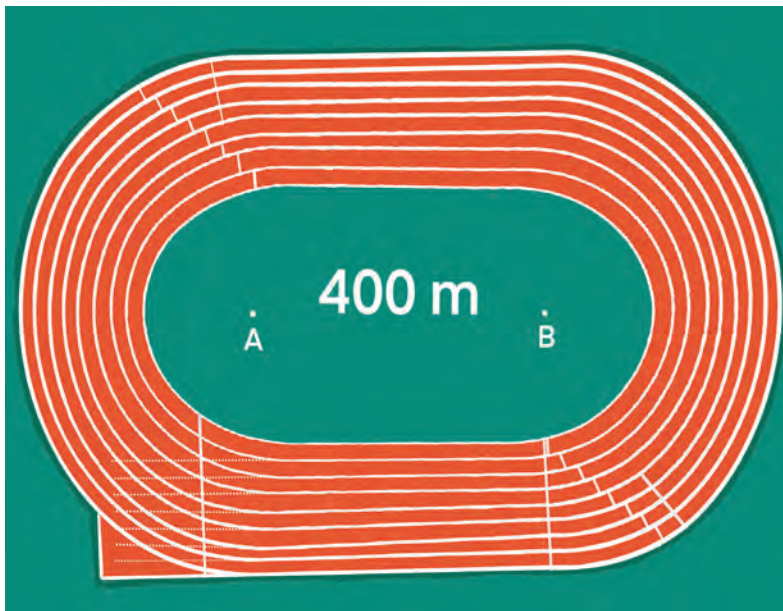


Fig. 6.11: Schematic diagram of a 400 m athletics track

Fig. 6.11 depicts a 400 m athletics track. You can see two straight sections of length 84.39 m each, and two curved portions, which are semicircles with a common centre (points A and B); the innermost semicircle on each side has radius 36.5 m. The width of each lane is 1.22 m.

Let an athlete make one complete circuit of the track. What is the total distance she runs?

- Let us assume that she runs at a distance of 0.3 m from the inner border.
- She runs two straight sections of length 84.39 m each, a total of 168.78 m.
- She also runs two semicircles of radius  $(36.5 + 0.3)$  m, i.e., 36.8 m.
- The two semicircles together make up a complete circle.
- Its circumference is  $2 \times \pi \times 36.8 = 2 \times 3.1416 \times 36.8 = 231.22$  m.
- The total distance run by the athlete is therefore  $168.78 + 231.22 = 400$  m.

Now consider two runners, one in the innermost lane, the other in the second lane. On the straight stretch the two runners run the same distance. But on the curved portions the runner in the second lane runs a greater distance, because her semicircle has a larger radius. It is to compensate for this that staggers are needed.

### Think and Reflect

What is the difference in radius between the first and second lanes? Use the Fig. 6.11 to find the stagger needed by the runner in the second lane. Will an equal stagger be needed between the third and second lanes?

## 6.5 PROBLEMS, PUZZLES, AND PARADOXES ON PERIMETER

We close this section by looking at a sprinkling of interesting problems around the theme of perimeter.

**Example 1:** Two circles of equal radius are located such that each circle passes through the centre of the other circle (Fig. 6.12).

Given that the radius of each circle is  $r$  units, find the perimeter of the shape formed by the two circles in terms of  $r$  units. (Ignore the dotted portions that lie within the circles.)

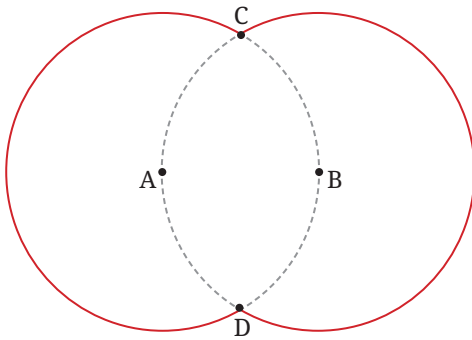


Fig. 6.12

Here, we have two congruent circles centered at A and B. Each one passes through the centre of the other one. The circles intersect at C and D. We need to find the total length of the two red arcs shown here, in terms of the radius  $r$  unit.

Consider the triangle with vertices A, B, C. Since  $AB = r$ ,  $AC = r$ ,  $BC = r$ , the triangle is equilateral, hence  $\angle CAB = 60^\circ = \angle CBA$ .

Similarly  $\angle BAD = 60^\circ = \angle ABD$ . It follows that  $\angle CAD = 120^\circ = \angle CBD$ .

Hence, each dotted arc is  $\frac{1}{3}$  of the circumference of the circle on which it lies. Hence, the total length of the two red arcs is  $2 \times \frac{2}{3} \times 2\pi r = \frac{8}{3}\pi r$ .

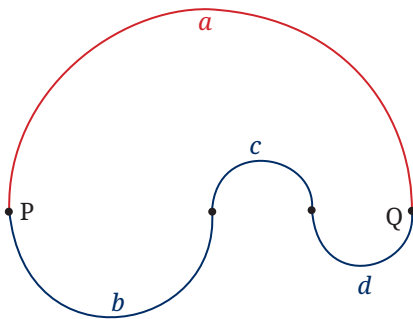


Fig. 6.13

**Example 2:** In Fig. 6.13, we see points P and Q and two paths connecting them. The first path is made up of the semicircle  $a$ . The other path is made up of three semicircles ( $b$ ,  $c$  and  $d$ ). Which path is longer? Choose one: (i) Path  $a$  is longer. (ii) Path  $b + c + d$  is longer. (iii) The two paths have equal length. (Try to answer this before reading on.)

Let us solve the problem using algebra. Let the radii of the semicircles  $a$ ,  $b$ ,  $c$ ,  $d$  be denoted by  $a'$ ,  $b'$ ,  $c'$  and  $d'$ . Then the length of semicircle  $a$  is  $\frac{1}{2}(2\pi)a' = \pi a'$ . Similarly, the lengths of the semicircles  $b$ ,  $c$ , and  $d$  are  $\pi b'$ ,  $\pi c'$  and  $\pi d'$ . So, the length of the second path is  $\pi(b' + c' + d')$ , and that of the first path is  $\pi a'$ .

Which is bigger,  $b' + c' + d'$  or  $a'$ ? Do you see that neither one is bigger? They are equal! Because, the length of PQ is  $2a'$  and it is also equal to  $2b' + 2c' + 2d'$ . It follows that  $a' = b' + c' + d'$ . Hence, the two paths have equal length!

## EXERCISE SET 6.1

Unless stated otherwise, use the approximation  $\frac{22}{7}$  for  $\pi$ .

1. The perimeter of a circle is 44 cm. What is its radius?
2. Calculate, correct to 3 significant figures, the circumference of a circle with: (i) radius 7 cm (ii) radius 10 cm (iii) radius 12 cm.
3. Calculate the length of the arc of a circle if: (i) the radius is 3.5 cm and the angle at the centre is  $60^\circ$ , and (ii) the radius is 6.3 m and the angle at the centre is  $120^\circ$ .
4. Find the perimeter of a sector (i.e., the curved portion as well as the two straight portions) of a circle of radius 14 cm and sector angle  $75^\circ$ .
5. Find the perimeters of the following shapes (taking the arcs to be quarter or half or three-quarters of a circle, as appropriate) (Fig. 6.14i to 6.14ix):

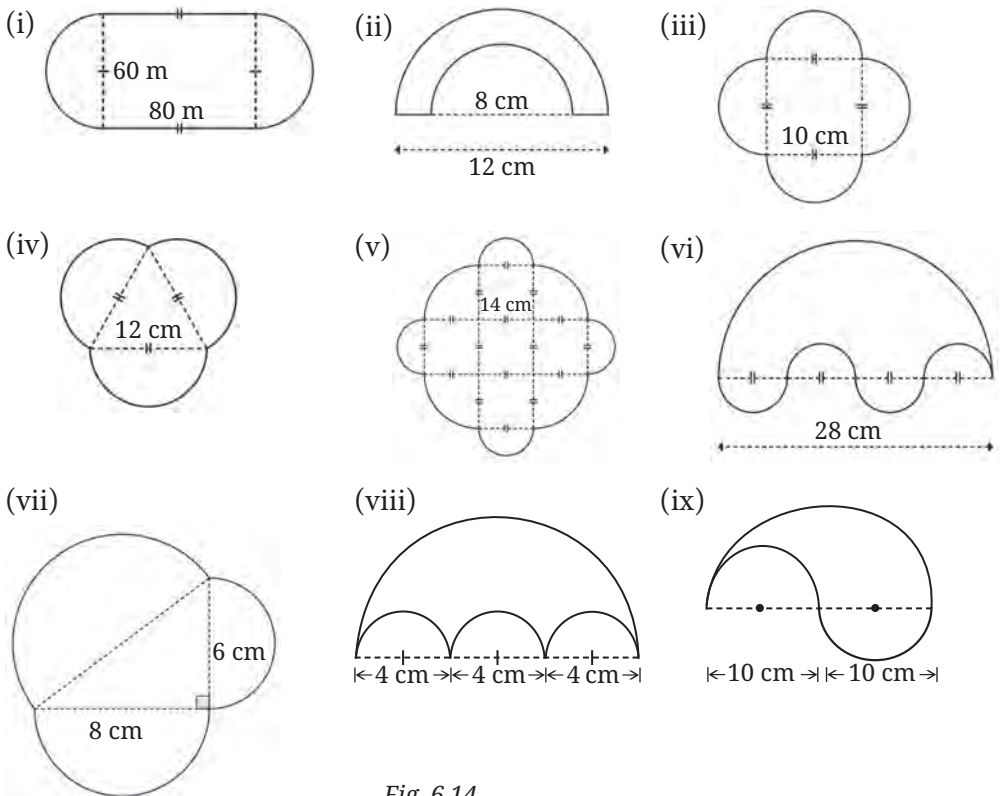


Fig. 6.14

6. If the diameter of a car tyre is 56 cm, then: (i) How far does the car need to travel for the tyre to complete one revolution? (ii) How many revolutions does the tyre make if the car travels 10 km?
7. Find the total perimeter of all the petals in each of the given flowers.

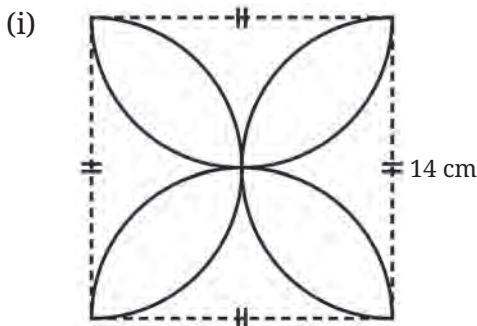


Fig. 6.15A: The centres of the arcs are the midpoints of the sides of the square

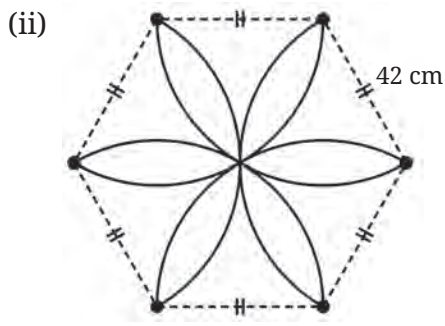


Fig. 6.15B: The centres of the arcs are the vertices of the hexagon

8. The ratio of the perimeters of two circles is 5:4. What is the ratio of their radii?

## 6.6 AREA OF A RECTANGLE

From perimeter, we move to area, i.e., to the ‘amount of space’ occupied by a two-dimensional region in a plane.

Measurement is always relative to something we call a unit. For area, the unit is a  $1 \times 1$  square; its area is taken to be 1 unit<sup>2</sup> (also written as 1 sq. unit). You know from Grade 8 that the area of a rectangle with sides  $a$  units and  $b$  units is  $ab$  sq. units (Fig. 6.16).

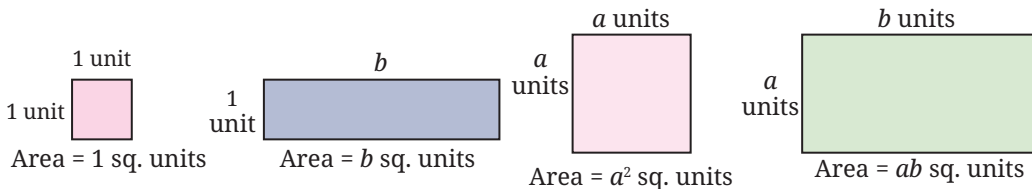


Fig. 6.16: Area of square and rectangle

## 6.7 AREA OF A PARALLELOGRAM

You also know from Grade 8 the formula for the area of a parallelogram.

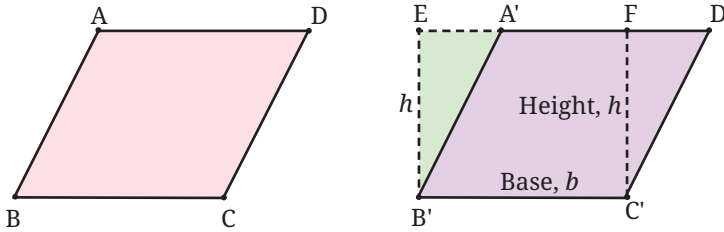


Fig. 6.17: Area of a parallelogram. Here,  $A'B'C'D'$  is a copy of  $ABCD$ .

Fig. 6.17 shows how to transform a parallelogram  $ABCD$  into a rectangle  $EB'C'F$  (at right; here, parallelogram  $A'B'C'D'$  is a copy of  $ABCD$ ) with the same base  $b$  and same height  $h$ . Though the two shapes are different, their areas are the same. So, the area of the parallelogram is equal to base  $\times$  height  $= bh$ .

### Think and Reflect

What happens if the parallelogram is ‘thin’ (Fig. 6.18) and the foot of the perpendicular from  $C$  to  $AD$  does not lie on side  $AD$ ? The construction then does not seem to work. How do we fix this ‘gap’?

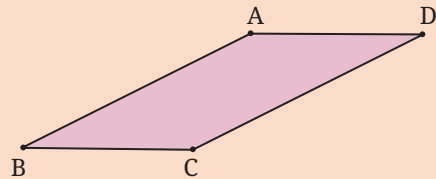


Fig. 6.18

Here is a hint on how the problem of the ‘thin parallelogram’ can be solved.

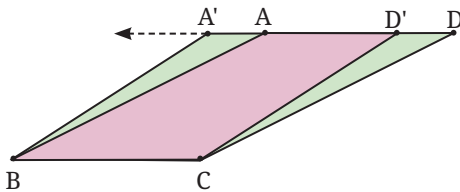


Fig. 6.19: The thin parallelogram

Select a point  $D'$  on  $DA$ , close to  $D$ , and a point  $A'$  on  $DA$  extended, with  $A'A = D'D$  (Fig. 6.19). Then  $A'BCD'$  is a parallelogram, and since  $\triangle CDD' \cong \triangle BAA'$ , its area is the same as that of  $ABCD$ . Now repeat this step as many times as needed.

### Think and Reflect

The area of a rectangle can be found when we know the lengths of its sides. Is the same true for a parallelogram? That is, can we find the area of a parallelogram when we know the lengths of its sides? Why or why not?

**(Hint:** What happens to the area of a parallelogram if we decrease or increase the angle between the adjacent sides while keeping the lengths fixed?)

### 6.8 AREA OF A TRIANGLE

Next, we work out a formula for the area of a triangle. (You have seen the formula in Grade 8, but we will go over the idea again, briefly.) One way to proceed is to first consider the case of a right-angled triangle and then other triangles. In both cases, we enclose the triangle in a rectangle; then we use the formula for area of a rectangle. (See Fig. 6.20A. Notice that  $FG = FJ + JG$  and so  $b = b_1 + b_2$ .) We find as a result that the area of a triangle with base  $b$  units and height  $h$  units is half the area of the rectangle with base  $b$  units and height  $h$  units. That is, the area is equal to  $\frac{1}{2}bh$  sq. units.

You may wonder, like earlier, is there a gap in our argument? What would we do if angle  $EFG$  is obtuse and the triangle were shaped like triangle  $EFG$  in Fig. 6.20B? Please work out the answer to this question.

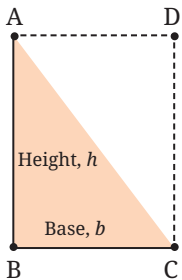


Fig. 6.20A: Area of a triangle

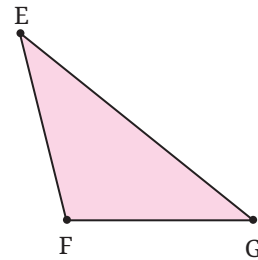
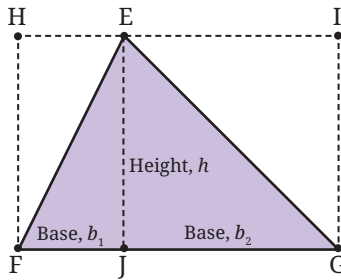


Fig. 6.20B

A nicer way of working out the formula for the area of a triangle is by seeing that two congruent copies of a triangle can be fitted together to make a parallelogram.

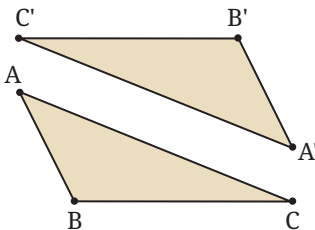


Fig. 6.21A

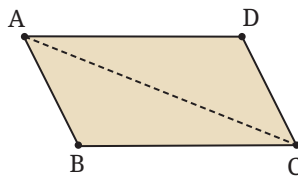


Fig. 6.21B

In Fig. 6.21A, triangles  $ABC$  and  $A'B'C'$  are congruent. They fit together as in Fig. 6.21B to make a parallelogram.

Do you see why the two triangles fit together to make a parallelogram? (If you study the angles in the figure (e.g.,  $\angle B'CA'$  and  $\angle BCA$ ), you will see why this is so. Keep in mind the criterion by which we check whether two lines are parallel.)

We already know, area of a parallelogram = base  $\times$  height =  $bh$ .

So, the formula for the area a triangle is  $\frac{1}{2}$  (base  $\times$  height) =  $\frac{1}{2}bh$ .

**A property of the median of a triangle.** From the above formula we reach a simple but beautiful conclusion about any of the medians of a triangle.

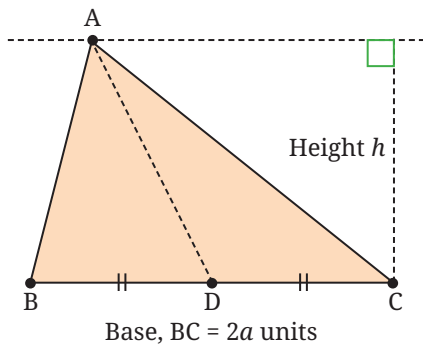


Fig. 6.22

A *median* is the line segment joining a vertex of the triangle to the midpoint of the opposite side. In Fig. 6.22, AD is a median of  $\triangle ABC$ .

Consider  $\triangle ABD$  and  $\triangle ACD$ . Their bases are equal ( $BD = DC$ ), and they have equal height  $h$ . Using the formula for the area of a triangle, we see that they have equal area  $\frac{ah}{2}$  sq. units!

We state this as a theorem.

**Theorem:** A median of a triangle divides it into two triangles with equal area.

Does this come as a surprise? It should! After all,  $\triangle ABD$  and  $\triangle ACD$  are (in general) differently shaped (i.e., not congruent to each other). But we have just proved that they have the same area!

## Think and Reflect

Since  $\triangle ABD$  and  $\triangle ACD$  have equal area, you may wonder—Can we divide  $\triangle ABD$  using straight cuts into two or more pieces that we can then rearrange to exactly cover  $\triangle ACD$ ? What do you think? Is it possible?

We shall spoil the surprise by revealing that it is possible. But we will not tell you the least number of pieces required. Try to find the answer!

## Think and Reflect

Suppose we are given two polygons P and Q with equal area. Will it always be possible to divide one of them using straight cuts into two or more pieces and then rearrange the pieces to exactly cover the other polygon? Try this out for familiar shapes, e.g.,

1. A square and non-square rectangle with equal area,
2. Two triangles with different shapes but equal area,
3. A triangle and a square with equal area. Formulate a conjecture of your own about this.

Think of various rectangles with perimeter 40 units (the sides do not have to be integers).

1. How many such rectangles are there?
2. Among them, is there one whose area is the largest? What are its dimensions?
3. Among all these rectangles, is there one whose area is the smallest? What are its dimensions? Do either of these answers come as a surprise to you?

### 6.8.1 Heron's formula

You already know a formula for the area of a triangle (half base times height). Are there other formulas for the area of a triangle? There are several. For now we mention Heron's formula, discovered by the Greek mathematics and inventor, Heron. He taught at the Museum in Alexandria, a city in ancient Egypt located on the banks of the Nile.

The formula states that if  $\triangle ABC$  has side lengths  $BC = a$ ,  $CA = b$ , and  $AB = c$ , then its area can be found as follows. First, we compute the semi-perimeter,  $s$  which is half the perimeter:  $s = \frac{1}{2}(a + b + c)$ . Then the area ( $\triangle ABC$ ) is given by

$$\sqrt{s(s-a)(s-b)(s-c)}.$$

I am sure you will find the formula extremely surprising and strange looking! Let us test it against some known cases.

**Example 3:** An equilateral triangle with side  $a$  units.

All three sides have length  $a$ , so the semi-perimeter is  $s = \frac{1}{2}(a + a + a) = \frac{3}{2}a$  units. Heron's formula now yields,

$$\text{area of triangle} = \sqrt{\frac{3}{2}a \left(\frac{1}{2}a\right) \left(\frac{1}{2}a\right) \left(\frac{1}{2}a\right)} = \frac{\sqrt{3}}{4}a^2 \text{ sq. units}$$

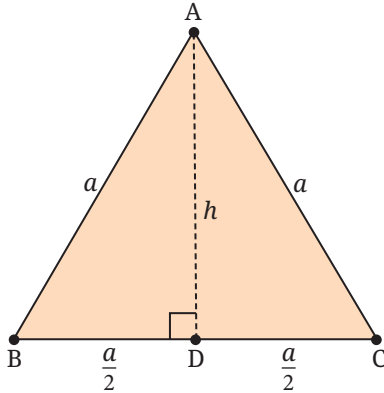


Fig. 6.23

Let us check this against the 'half base times height' formula. Let  $h$  units be the height of the triangle. Then, by the Baudhāyana–Pythagoras theorem,

$$a^2 - h^2 = \frac{a^2}{4}, \quad \therefore h^2 = \frac{3a^2}{4}, \quad \therefore h = \frac{\sqrt{3}}{2}a.$$

So the area is  $\frac{1}{2} \times \frac{\sqrt{3}}{2}a \times a = \frac{\sqrt{3}}{4}a^2$  sq. units.

Same formula!

**Note:** Notice the symbol ' $\therefore$ '. This symbol is used regularly by mathematicians; it means and is read as 'therefore'.

**Example 4:** An isosceles triangle with equal sides  $a$  units and base  $2b$  units.

The semi-perimeter is  $s = \frac{1}{2}(a + a + 2b) = a + b$  units. Heron's formula now yields,

$$\text{area of the triangle} = \sqrt{(a+b)(a+b-a)(a+b-a)(a+b-2b)} = b\sqrt{a^2 - b^2} \text{ sq. units.}$$

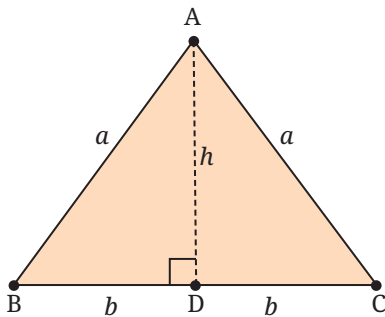


Fig. 6.24

Let us check this against the 'half base times height' formula. Let  $h$  units be the height of the triangle. Then, by the Baudhāyana–Pythagoras theorem,

$$a^2 - h^2 = b^2, \quad \therefore h^2 = a^2 - b^2, \quad h = \sqrt{a^2 - b^2}.$$

So the area is  $\frac{1}{2} \times \sqrt{a^2 - b^2} \times 2b = b\sqrt{a^2 - b^2}$  sq. units, the same as earlier.

**Example 5:** A triangle with sides 3 units, 4 units and 5 units.

The semi-perimeter is  $s = \frac{1}{2}(3 + 4 + 5) = 6$  units. Heron's formula now yields,

$$\text{area of triangle} = \sqrt{6 \times (6 - 3) \times (6 - 4) \times (6 - 5)} = \sqrt{6 \times 3 \times 2} = 6 \text{ sq. units.}$$

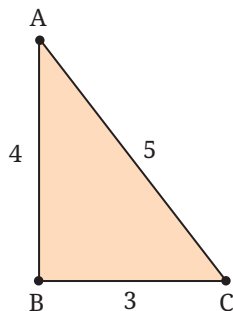


Fig. 6.25

Let us check this against the 'half base times height' formula. See Fig. 6.25; note that  $3^2 + 4^2 = 5^2$ . Therefore, by the converse of the Baudhāyana–Pythagoras hypotenuse theorem,  $\triangle ABC$  is right-angled at B. So,

base = 3 units, height = 4 units,

so the area is  $\frac{1}{2}(\text{base} \times \text{height}) = \frac{1}{2}(3 \times 4) = 6$  sq. units, the same as earlier.

We get the correct result in each case.

You may wonder how Heron's formula is proved. There are many proofs known; one of them uses the Baudhāyana–Pythagoras theorem and repeated use of the 'difference-of-two-squares' formula  $a^2 - b^2 = (a - b)(a + b)$ . We will study some of these proofs in Grade 10.

There are two other such formulas for the area of a triangle. Both have a connection with circles. See Fig. 6.26.

Given any triangle ABC, there is exactly one circle that passes through its three vertices. This is called the **circumcircle** of  $\triangle ABC$ .

There is also exactly one circle that fits tightly in the triangle, touching its three sides. This is called the **incircle** of  $\triangle ABC$ .

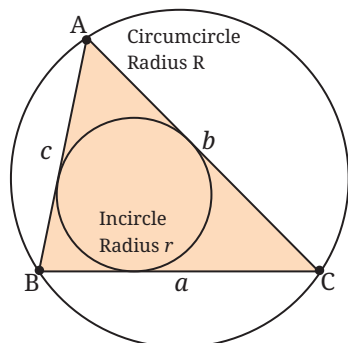


Fig. 6.26

Let the sides of  $\triangle ABC$  be  $a$ ,  $b$ , and  $c$ . Let the radius of the circumcircle be  $R$ . Let the radius of the incircle be  $r$ . Then we have the following two formulas for the area:

$$\text{Area of } \triangle ABC = \frac{abc}{4R}$$

$$\text{Area of } \triangle ABC = \frac{r(a + b + c)}{2}$$

Both formulas have a beautiful symmetry about them! The proof of the second formula requires a result that you will study in Grade 10.

### Brahmagupta's Formula for the Area of a Cyclic 4-gon

We have seen how to find the area of a triangle given the lengths of its three sides. The natural question then is: how can we find the area of a 4-gon given the lengths of its four sides?

Earlier we asked, can we find the area of a parallelogram if we know only the lengths of its sides? The answer is: No. In the same way we ask: can we find the area of a 4-gon if we only know the lengths of its sides? The figures below reveal the answer to this question.

The problem (Fig. 6.27) is about a 4-gon whose sides are known to be 3, 3, 3, 3 (it is a 'rhombus'). As you can see, the areas of the three figures are different. (We drew the figures using *GeoGebra* and found the areas using the 'Area' tool. Please try this exercise yourself, or by using four rods joined together at their ends.)

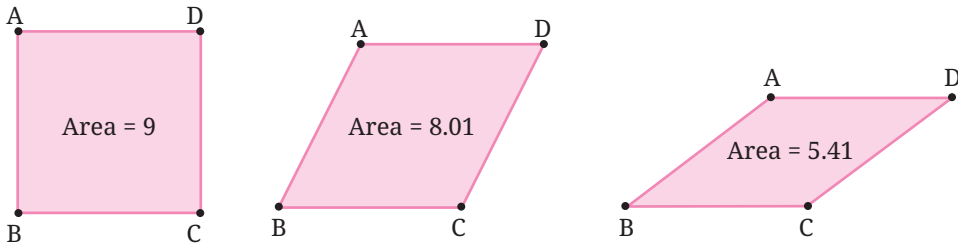


Fig. 6.27: The area of a 4-gon cannot be found only from the lengths of its sides

So we cannot find the area of a 4-gon only from the lengths of its four sides; we need more information. This could be one angle of the 4-gon, or the length of one diagonal, or the angle at which the diagonals cut each other, etc.

Or it could be a key geometric property of the figure.

One such property is that the 4-gon is a cyclic 4-gon. In 628 CE, Brahmagupta (598–668 CE) discovered a wonderful formula for the area of a **cyclic** 4-gon.

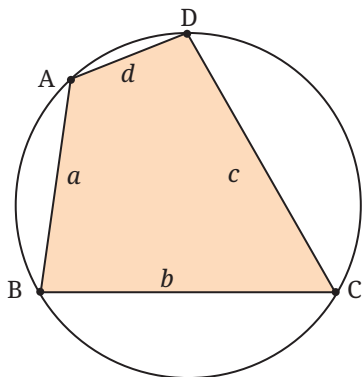


Fig. 6.28: A cyclic 4-gon

The formula states that if the sides of the cyclic 4-gon have lengths  $a, b, c, d$ , and the semi-perimeter  $s$  is  $s = \frac{1}{2}(a + b + c + d)$ , then:

$$\text{Area of 4-gon} = \sqrt{(s-a)(s-b)(s-c)(s-d)}.$$

It is an amazing and beautiful formula!

Does it not remind us of Heron's formula for the area of a triangle?

We can verify that the formula works out correctly in various special cases.

**Example 6:** Verify Brahmagupta's formula for the case of a rectangle. All rectangles are cyclic, so Brahmagupta's formula should apply.

Let the sides of the rectangle be  $a, b$ . Then  $s = \frac{1}{2}(2a + 2b) = a + b$ , so the formula yields:

$$\text{Area} = \sqrt{(a+b-a)(a+b-b)(a+b-a)(a+b-b)} = \sqrt{ab \cdot ab} = ab,$$

which is correct. Please check out the formula against other special cases.

**Example 7:** Verify Brahmagupta's formula for the case of an isosceles trapezium.

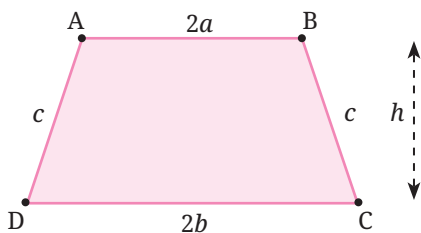


Fig. 6.29: Isosceles trapezium

All isosceles trapezia are cyclic, hence the formula should apply. The perimeter is  $2a + 2b + 2c$ , so  $s = a + b + c$ . Hence, the area as given by the formula should be

$$\sqrt{(s-2a)(s-2b)(s-c)(s-c)}.$$

Since  $s - 2a = c + b - a$ ,  $s - 2b = c + a - 2b$ ,  $s - c = a + b$  the above formula simplifies to

$$(a+b)\sqrt{(c+b-a)(c+a-b)} = (a+b)\sqrt{c^2 - (b-a)^2}.$$

If we imagine a perpendicular dropped from B to the base CD, its length (recall the Baudhāyana–Pythagoras theorem) is  $\sqrt{c^2 - (b-a)^2}$ . Hence, the area is  $(a + b)h$ . We get exactly the same formula if we recall that the area of an isosceles trapezium is half the sum of the parallel sides times the distance between the parallel sides.

## Special Cases and Generalisation in Mathematics

The notion of a ‘special case’ occurs often in higher mathematics. A special case results from a general result whenever we apply some extra condition. We list a few such examples.

The general result is also called a **generalisation** of the special case. The process of generalisation is an extremely important part of mathematics.

**Example:** A square is a special case of a rectangle.

So, the formula for the area of a square ( $A = a^2$ ) is a special case of the formula for the area of a rectangle ( $A = ab$ ) obtained by putting  $b = a$ .

Similarly, the formula for the perimeter of a square is a special case of the formula for the perimeter of a rectangle.

**Example:** An isosceles right-angled triangle is a special case of a right-angled triangle.

So, from any theorem about all right-angled triangles, we can extract a special case that applies to isosceles, right-angled triangles.

Take a right-angled triangle ABC with  $\angle C = 90^\circ$ ; then we have  $a^2 + b^2 = c^2$  (this is the Baudhāyana–Pythagoras theorem). Let us take a special case of this with  $a = b$  (this corresponds to the triangle being isosceles). We get  $a^2 + b^2 = c^2$ , i.e.,  $c^2 = 2a^2$  and so  $c = a\sqrt{2}$ . The general theorem ( $a^2 + b^2 = c^2$ ) has reduced to this special case ( $c = a\sqrt{2}$ ) for isosceles right-angled triangles (with  $a = b$ ).

Here is another example. Compare the following identities from algebra:

$$(a + b)^2 = a^2 + b^2 + 2ab,$$

$$(a + b + c)^2 = a^2 + b^2 + c^2 + 2ab + 2bc + 2ca.$$

Can you see that the first identity is a special case of the second one (put  $c = 0$  in the second identity), and the second identity is a generalisation of the first one?

You will meet many examples of special cases and generalisation in later years.

## Brahmagupta's Formula Generalises Heron's Formula

The similarity in appearance between Heron's formula and Brahmagupta's formula is not an accident. How? Brahmagupta's formula generalises Heron's formula. That is, we can think of Heron's formula as a special case of Brahmagupta's formula.

A triangle with sides  $a$ ,  $b$ ,  $c$  can be regarded as a 'special case' of a 4-gon ABCD whose fourth side  $d$  has zero length ( $d = 0$ ). So we have  $AB = a$ ,  $BC = b$ ,  $CD = c$ , which means in effect that vertices A and D coincide.

(If the vertices represent planets, then this would be a case of two planets colliding with each other and forming a single large planet! This actually happened in the early history of the solar system.)

Since any triangle is cyclic (given any three points not in a straight line, we can draw a circle through them), this 4-gon is cyclic too. So, Brahmagupta's formula must apply to this 4-gon.

Let us see what emerges from this. We first compute the semi-perimeter of the 4-gon (keep in mind that  $d = 0$ ):

$$s = \frac{1}{2}(a+b+c+0) = \frac{1}{2}(a+b+c).$$

We see that  $s$  is the same as the semi-perimeter of the given triangle. Now we apply Brahmagupta's formula:

$$\begin{aligned} \text{Area of triangle} &= \sqrt{(s-a)(s-b)(s-c)(s-d)} \\ &= \sqrt{s(s-a)(s-b)(s-c)} \quad \text{since } d = 0. \end{aligned}$$

This is Heron's formula!

Brahmagupta's formula may thus be viewed as a generalisation of Heron's formula.

## 6.9 SQUARING A RECTANGLE

In ancient times, to 'square a given shape' meant to 'construct a square equal in area to that shape'. The shape could be a rectangle or a triangle or a circle. Here, we show how the ancient Indian mathematician Baudhāyana squared a rectangle. The construction, from his *Śulbasūtra* (800 BCE), shows how to square a rectangle with sides  $a$  units and  $b$  units where  $a > b$ . This means that we must construct

a square with area  $ab$  sq. units. Here is a slightly simplified form of Baudhāyana's construction (Fig. 6.30).

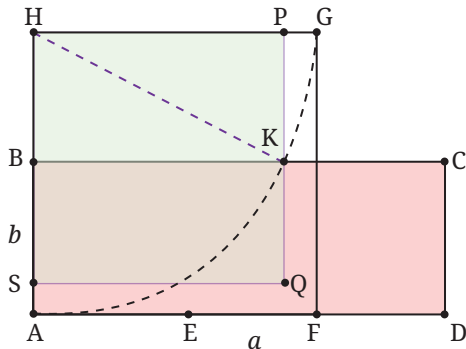


Fig. 6.30: Rectangle ABCD with  $AD = a$ ,  $AB = b$

- Given: rectangle ABCD with  $AD = a$ ,  $AB = b$  where  $a > b$ .
- Locate E on AD so that  $AE = AB$ .
- Locate the midpoint F of ED.
- Draw square AFGH with side AF and vertex H on AB produced.
- Draw arc AG with centre H. Let arc AG cut side BC at K.
- Draw a line through K parallel to AH. Let it cut GH at P.
- Draw square HPQS with HP as side. Then square HPQS has the same area as rectangle ABCD.

Try to work out why this method works. You will find that it is a geometrical translation of the formula  $\left(\frac{a+b}{2}\right)^2 - \left(\frac{a-b}{2}\right)^2 = ab$ .

### \*Why does this method work?

Refer to Fig. 6.30. From  $AE = b$  we get  $AF = \frac{AE + AD}{2} = \frac{a+b}{2}$ . Hence,  $HG = \frac{a+b}{2} = HK$  as HK is a radius of the circle.

$$\text{Next, } BH = AH - AB = AF - AB = \frac{a+b}{2} - b = \frac{a-b}{2}.$$

Now consider the right-angled triangle HKP. Using the Baudhāyana-Pythagoras theorem we get

$$\begin{aligned} HP^2 &= HK^2 - BH^2 = \left(\frac{a+b}{2}\right)^2 - \left(\frac{a-b}{2}\right)^2 = \\ &= \frac{a^2 + 2ab + b^2}{4} - \frac{a^2 - 2ab + b^2}{4} = \frac{ab}{2} + \frac{ab}{2} = ab. \end{aligned}$$

Therefore square HPQS has the same area as rectangle ABCD.

## Think and Reflect

What procedure would you use to square a given triangle? Here, the task is to construct a square whose area is equal to the area of some given triangle. Think carefully. How would you proceed?

## EXERCISE SET 6.2

1. Find the area of triangle ADE in Fig. 6.31.

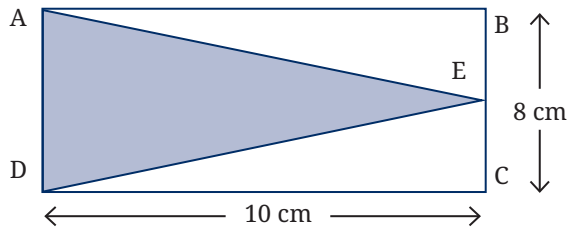


Fig. 6.31

2. The parallel sides of a trapezium are 40 cm and 20 cm. If its non-parallel sides are both equal, each being 26 cm, find the area of the trapezium.
3. Find the area of a triangle, given that its sides are 8 cm and 11 cm long, and its perimeter is 32 cm.
4. The sides of a triangular plot are in the ratio 3: 5: 7; its perimeter is 300 m. Find its area.
5. One diagonal of a rhombus is twice as long as the other diagonal. If the rhombus has area  $128 \text{ cm}^2$ , find the length of the shorter diagonal.
6. ABCD is a parallelogram. P and Q are any two points on side AB. What can you say about the ratio area ( $\Delta PCD$ ): area ( $\Delta QCD$ )?
7. O is any point on the diagonal PR of a parallelogram PQRS. Prove that the areas of triangles PSO and PQO are equal.
8. If the mid-points of the sides of a 4-gon (also known as a quadrilateral, but we prefer to call it a '4-gon') are joined in order, prove that the area of the parallelogram thus formed will be half of the area of the given 4-gon. (You may wonder whether

the 4-gon thus formed is always a parallelogram, and if so, why? These questions will be tackled and answered in the chapter on quadrilaterals.)

9. In  $\triangle ABC$ , the midpoint of  $BC$  is  $D$  (Fig. 6.32). Median  $AD$  is drawn.  $P$  is any point on  $AD$ . Show that  $\text{area}(\triangle ABP) = \text{area}(\triangle ACP)$ .

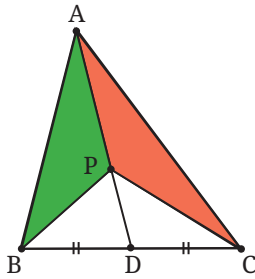


Fig. 6.32

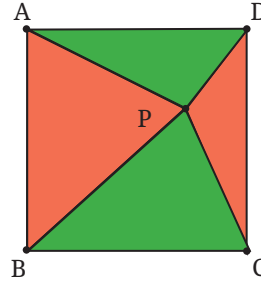


Fig. 6.33

10. Given a square  $ABCD$ , let  $P$  be a point within it. Join  $PA, PB, PC, PD$  (Fig. 6.33). What is the ratio of the areas of the red region ( $\triangle PAB$  and  $\triangle PCD$ ) and the green region ( $\triangle PBC$  and  $\triangle PDA$ )?
11. In  $\triangle ABC$ ,  $D$  is the midpoint of  $AB$ .  $P$  is any point on  $BC$ , and  $Q$  is a point on  $AB$  such that  $CQ \parallel PD$ .  $PQ$  is joined (Fig. 6.34). Prove that  $\text{Area}(\triangle BPQ) = \frac{1}{2} \text{Area}(\triangle ABC)$ .

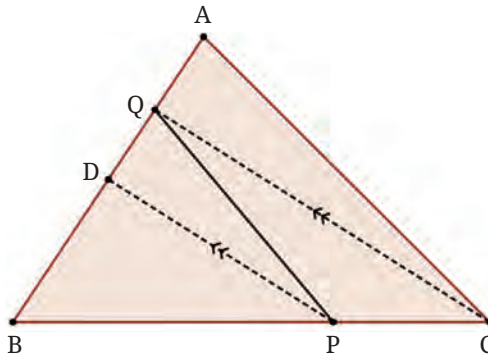


Fig. 6.34

### 6.10 AREA OF A CIRCLE

A circle is an extremely basic shape; it is easy to draw if we have a rope and a peg to which the rope can be tied. Human beings have used the circular shape in their settlements, buildings and tools for thousands of years.

## Think and Reflect

Why were human beings so fond of using circular shapes? Was this only for practical reasons, or could there have been other reasons too? What kinds of uses have human beings found for the circular shape?

Early on, human beings faced the challenge of finding the area  $A$  enclosed by a circle. They may have needed, for example, to work out how much grain can be kept in a cylindrical tower (which has a circular cross section), or how much area is occupied by a circular garden or a circular building. They needed such data for planning out their cities, for tax purposes, etc.

Early societies understood very well that the area  $A$  must be proportional to the **square** of the circumference  $C$ . Let's see why this is so.

- Suppose we are given a square. Let its side be  $a$ . It has perimeter  $P = 4a$  and area  $A = a^2$ . So the ratio  $P^2 : A = (4a)^2 : a^2 = 16a^2 : a^2 = 16 : 1$ . So the ratio  $P^2 : A$  is  $16 : 1$  for all squares; the ratio does not depend on the size of the square—it is the same for all squares.
- Consider an equilateral triangle with side  $a$ . Its perimeter is  $P = 3a$  and its area is  $A = \frac{\sqrt{3}}{4}a^2$ . So  $P^2 : A = (3a)^2 : \frac{\sqrt{3}}{4}a^2 = 9a^2 : \frac{\sqrt{3}}{4}a^2 = 36 : \sqrt{3}$ .

So the ratio  $P^2 : A$  is  $36 : \sqrt{3}$  for all equilateral triangles; the ratio does not depend on the size of the equilateral triangle—it is the same for all equilateral triangles.

- Similarly, for various shapes, as we change the scale, the ratio  $P^2 : A$  stays fixed. The value of the ratio depends only on the shape, not on its scale.

Such reasoning suggests that for a circle too, if  $C =$  circumference and  $A =$  area, the ratio  $C^2 : A$  must be some fixed constant. But what is this constant?

Well before 1500 BCE, the Babylonians had found through actual measurement that the constant is close to 12; that is,  $C^2 : A \approx 12 : 1$ . So, their formula for the area of a circle was  $A \approx \frac{C^2}{12}$ .

Around 1500 BCE, the ancient Egyptians came up with another such formula which resembles the one described above but is much more accurate:  $A \approx \left(\frac{8d}{9}\right)^2$  where  $d$  is the diameter of the circle. Since  $d = 2r$ ,



this may also be written as  $A \approx \left(\frac{64}{81}\right)4r^2$ , i.e.,  $A \approx \left(\frac{256}{81}\right)r^2$ .

Amazingly, the same formula appears in the Baudhāyana Śulbasūtra (800 BCE) via a geometric method for constructing a square with (approximately) the same area as a circle.

## The Familiar Formula in Use Today

The ancient Greeks also knew that  $\frac{A}{r^2}$  is some constant—but did not know what that constant was. Two different civilisations approximated it to be  $\frac{256}{81}$ .

Finally, in c. 250 BCE, Archimedes showed that the constant is exactly  $\pi$  (i.e., the same constant that occurs in the formula for perimeter of a circle!); so,  $A = \pi r^2$ . He expressed the formula this way: “The area of a circle is equal to the area of a right angle triangle with sides equal to the radius and the circumference of the circle”. That is,

$$\text{Area of circle} = \frac{1}{2} \times \text{circumference} \times \text{radius} = \frac{1}{2} \times 2\pi r \times r = \pi r^2.$$

The proof given by Archimedes is very clever. It is based on a property shared by all regular polygons: The area enclosed by a regular polygon is equal to half the perimeter  $\times$  the radius of the circle that fits tightly within the polygon (Fig. 6.36). (The proof of this formula is an extension of the proof of the formula of the area of a triangle in terms of the radius of its incircle.)

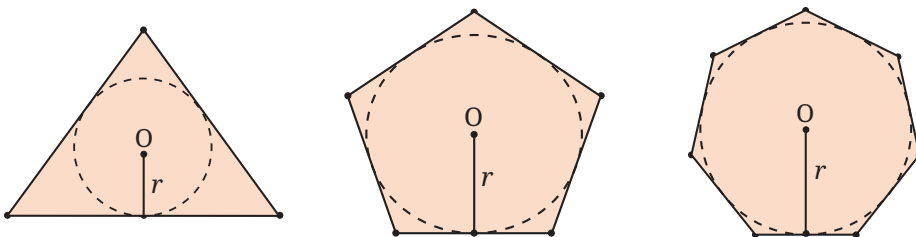


Fig. 6.36: Area of a regular polygon =  $\frac{1}{2} \times \text{perimeter of the polygon} \times \text{radius}$

Archimedes did a ‘thought experiment’; he asked himself what happens if the number of sides of the regular polygon gets larger and larger. Working out the details, he arrived at the result  $A = \pi r^2$ .

Here perhaps is the most visual and easy-to-understand explanation for why the area of a circle of radius  $r$  has area  $\pi r^2$ . This beautiful visual explanation for the area of the circle was first discovered by Nīlakaṇṭha Somayājī (c. 1500) in his commentary on the *Āryabhaṭīya*:

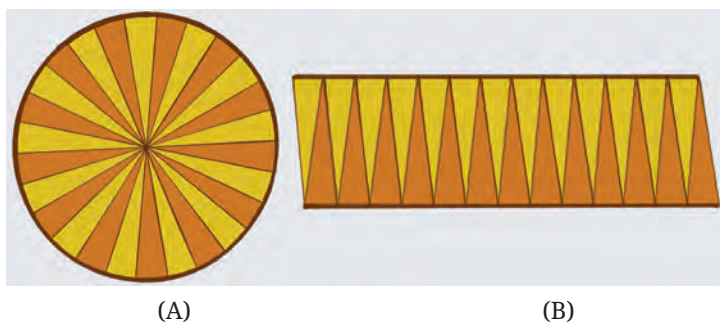


Fig. 6.37: The slices can be rearranged to form a parallelogram-like structure

As the slices become smaller and smaller, the arcs in Fig. 6.37B become more and more closer to a line. This makes the figure more and more closer to a parallelogram with

base = half the circumference (why?) =  $\pi r$ ,

height = radius  $r$ .

This gives a way to argue that the area of the circle is equal to the area of a parallelogram!

Area of the circle = Area of the parallelogram = base  $\times$  height =  $\pi r^2$ .

### 6.10.1 Area of Sector of a Circle

A sector of a circle is the region bounded by an arc and the two radii containing the endpoints of the arc.

The area within a sector of a circle may be found the same way that we found the length of a circular arc. Examine Fig. 6.39 and Fig. 6.40.

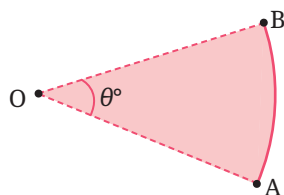


Fig. 6.38: Sector of a circle

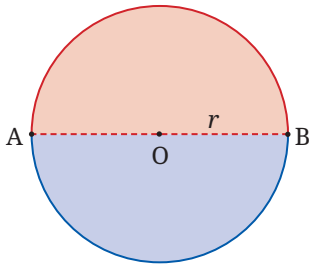


Fig. 6.39: Area of a semi-circular disc

By symmetry, we see that the area of a semi-circular disc is  $\left(\frac{180}{360}\right)^{\text{th}} = \frac{1}{2}$  of the area of the circle, i.e.,  $\frac{1}{2} \pi r^2$ .

We could use the reflection symmetry of the circle to understand this result.

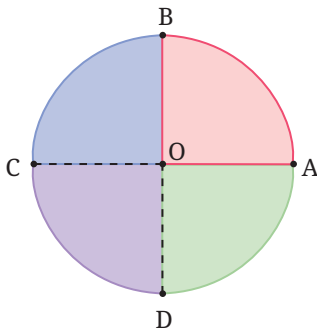


Fig. 6.40: Area of a quarter circular disc

By symmetry, we see that the area of a quarter circular disc is  $\left(\frac{90}{360}\right)^{\text{th}} = \frac{1}{4}$  of the area of the circle, i.e.,  $\frac{1}{4} \pi r^2$ .

We could also use the quarter-turn symmetry of the circle to understand this result.

Examining the above, we immediately obtain the desired formula for a general sector:

**Formula for the area of a sector of a disc** in terms of the angle it subtends at the centre of the circle

If the arc is AB, and it subtends an angle of  $\theta^\circ$  at the centre O of the circle (see Fig. 6.38), then the area of the sector is

$$\pi r^2 \times \frac{\theta^\circ}{360^\circ}.$$

Note how we have used the rotational symmetry of a circle in deducing these formulas.

Related to a sector, there is a part of the circular region called a segment. A **segment** of a circle is the region bounded by an arc of the circle and the chord joining the endpoints of the arc.

## EXERCISE SET 6.3

Unless stated otherwise, use the approximation  $\frac{22}{7}$  for  $\pi$ .

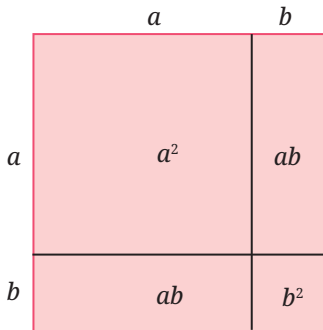
1. Find the area of a sector of a circle with radius 7 cm if the angle of the sector is  $60^\circ$ .
2. Find the area of a quadrant of a circle whose circumference is 44 cm.
3. The length of the minute hand of a clock is 7 cm. Find the area swept by the minute hand in 10 minutes.
4. A chord of a circle of radius 10 cm subtends  $90^\circ$  at the centre. Find the area of the corresponding: (i) minor sector (that subtends  $90^\circ$  at the centre), and (ii) major sector (that subtends  $270^\circ$  at the centre). (Use  $\pi \approx 3.14$ .)
5. A chord of a circle of radius 15 cm subtends an angle of  $60^\circ$  at the centre of the circle. Find the areas of the corresponding minor and major segments of the circle. (Use  $\pi \approx 3.14$  and  $\sqrt{3} \approx 1.73$ .)
6. A car has two wipers which do not overlap. Each wiper has a blade of length 28 cm and sweeps through an angle of  $120^\circ$ . Find the total area cleaned at each sweep of the blades.
- \*7. A chord of a circle of radius  $r$  subtends an angle of  $60^\circ$  at the centre of the circle. Show that the area of the corresponding minor segment of the circle is equal to  $\pi r^2 \left( \frac{1}{6} - \frac{\sqrt{3}}{4} \right)$ .
- \*8. An equilateral triangle is inscribed in a circle of radius  $r$ . Show that the ratio of the area of the triangle to the area of the circle is equal to  $\frac{3\sqrt{3}}{4\pi} \approx 0.413$ .
- \*9. A square is inscribed in a circle of radius  $r$ . Show that the ratio of the area of the square to the area of the circle is equal to  $\frac{2}{\pi} \approx 0.637$ .
- \*10. A hexagon is inscribed in a circle of radius  $r$ . Show that the ratio of the area of the hexagon to the area of the circle is equal to  $\frac{3\sqrt{3}}{2\pi} \approx 0.827$ . Can you see why the answer is exactly twice the answer to Question 8?



## END-OF-CHAPTER EXERCISES

In the problems below, unless stated otherwise, use the approximation  $\frac{22}{7}$  for  $\pi$ .

- Identities in algebra can sometimes be shown as area relationships. For example:



The figure shown corresponds to the identity

$$(a + b)^2 = a^2 + 2ab + b^2.$$

Do you see how?

Fig. 6.41: Area model of an identity

Draw figures corresponding to the identities  $(a + b)(a - b) = a^2 - b^2$  and  $(a + b + c)^2 = a^2 + b^2 + c^2 + 2ab + 2bc + 2ca$ .

- An isosceles triangle has perimeter 40 cm; the equal sides are 15 cm each. Find the area of the triangle.
- An isosceles triangle has base 10 cm, and its area is  $60 \text{ cm}^2$ . What are the lengths of the equal sides?
- The area of a right-angled triangle is  $54 \text{ sq. cm}$ . One of its legs has length 12 cm. Find its perimeter.
- The sides of a triangle are in the ratio 2: 3: 4, and its perimeter is 45 cm. Find its area.
- The sides of a triangle have lengths 7 cm, 24 cm, 25 cm. Find the area of the triangle in two different ways.
- If the wheel of a bicycle has a diameter of 60 cm, find how far a cyclist will have travelled after the wheel has rotated 100 times.

8. Find the area of a quadrant of a circle whose circumference is 66 cm.
9. The wheel of a car has an outer radius of 28 cm. Calculate how far the car travels after one complete turn of the wheel, and how many times the wheel turns during a journey of 1 km.
- \*10. Two rectangles have the same area and the same perimeter. Does this mean that they are congruent to each other?
11. You know that the area of a parallelogram is base  $\times$  height. Using this and the figure, show that the area of a trapezium is half the sum of the parallel sides  $\times$  height, i.e.,  $\frac{1}{2}(a + b)h$ .

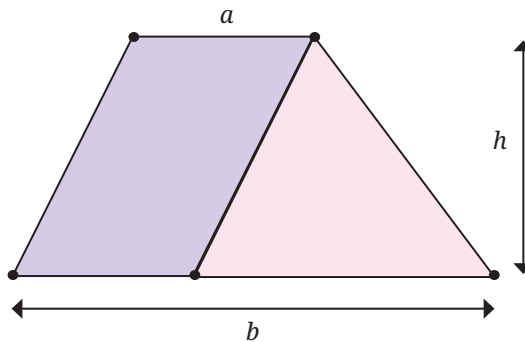


Fig. 6.42: Trapezium: sides  $a$  and  $b$ , height  $h$

12. By dividing a trapezium into two triangles show that its area is, half the sum of the parallel sides multiplied by the height (the same formula as the one given above).
13. Show how we can use two identical copies of a trapezium to make a parallelogram. How will this give us the formula for the area of a trapezium?
14. Show that the area of a kite is half the product of its diagonals. Show this: (i) using algebra, and (ii) using geometry.
15. Three problems about fitting congruent shapes together:
  - (i) Rectangle ABCD has sides  $a$ ,  $b$ , and rectangle PQRS has sides  $2a$ ,  $2b$ . Show that PQRS has 4 times the area of ABCD. Does this mean that 4 copies of rectangle ABCD will fit into rectangle PQRS? Check and see!

- (ii)  $\triangle ABC$  has sides  $a, b, c$ , and  $\triangle PQR$  has sides  $2a, 2b, 2c$ . Show that  $\triangle PQR$  has 4 times the area of  $\triangle ABC$ . Does this mean that 4 copies of  $\triangle ABC$  will fit into  $\triangle PQR$ ? Check and see!
- (iii)  $\triangle ABC$  has sides  $a, b, c$ , and  $\triangle PQR$  has sides  $3a, 3b, 3c$ . Show that  $\triangle PQR$  has 9 times the area of  $\triangle ABC$ . Does this mean that 9 copies of  $\triangle ABC$  will fit into  $\triangle PQR$ ? Check and see!

\*16.

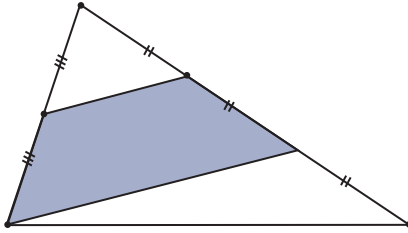


Fig. 6.43: What fraction of the triangle is shaded?

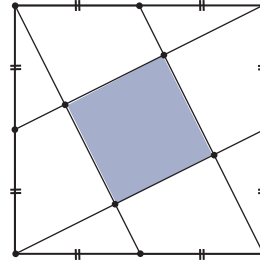


Fig. 6.44: What fraction of the square is shaded?

17.

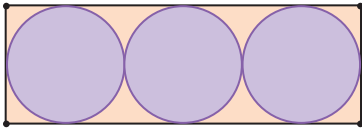


Fig. 6.45: What fraction of the rectangle is covered by the circles?

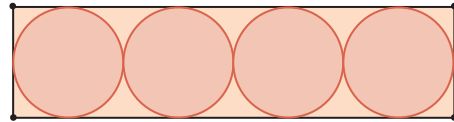


Fig. 6.46: What fraction of the rectangle is covered by the circles?

18. Use the above to make a conjecture about the area occupied by circles fitted into a rectangle in the manner shown. Test your conjecture for particular cases: 10 circles; 20 circles; 50 circles. Then prove your conjecture!

\*19.

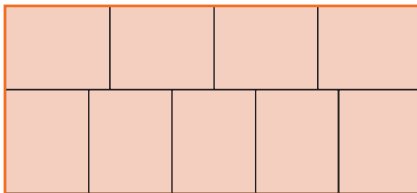


Fig. 6.47: Nine identical rectangles stacked together

The figure shows nine identical rectangles fitted together to make a large rectangle whose area is  $72 \text{ cm}^2$ . Find the perimeter of each small rectangle.

\*20.

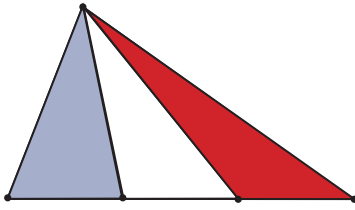


Fig. 6.48: Lines from a vertex to the points of trisection of the opposite side

Show that the areas of the shaded blue triangle and the shaded red triangle are equal.

Find a way of cutting up the blue triangle into some number of pieces and rearranging the pieces to cover the red triangle.

\*21.

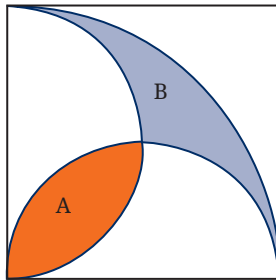


Fig. 6.49: A quarter circle and two semicircles

The figure shows a quarter circle in a square. Its centre is at one vertex, and it passes through two adjacent vertices. There are two semicircles on two adjacent sides as diameters. They create the shaded regions A and B.

Show that A and B have equal area.

\*22.

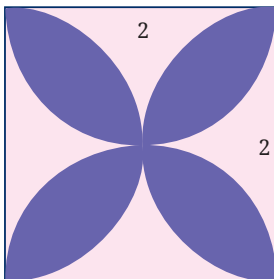


Fig. 6.50

In Fig. 6.50, four semicircles have been drawn within the given square whose side is 2 units. The centres of these semicircles are the midpoints of the sides. They create a 4-petalled flower (shown in blue). Find the perimeter and the area of this flower.

\*23.

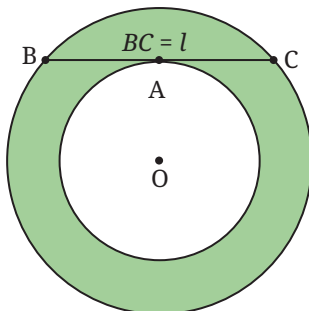


Fig. 6.51

In Fig. 6.51 we see two concentric circles with a common centre O. A chord BC of the larger circle is drawn, touching the smaller circle at A. The length of BC is  $l$ . Show that the area of the green region enclosed between the two circles is  $\frac{1}{4} \pi l^2$ .

- \*24. In Fig. 6.52, semicircles have been drawn on all the sides of a right-angled triangle as shown. Show that Area (A) + Area (B) = Area (C).

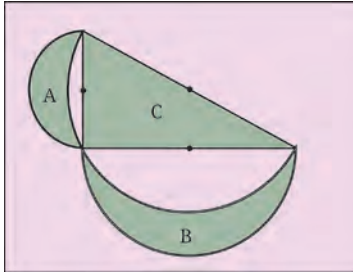


Fig. 6.52

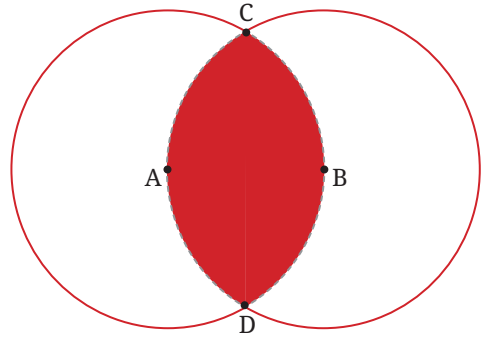


Fig. 6.53: Two congruent circles, radius  $r$

- \*25. Fig. 6.53 shows two circles passing through each other's centres. Find the area of the region enclosed by the two circles in terms of the common radius  $r$ .

- \*26. In Fig. 6.54, we see three triangles within a rectangle. The areas of the triangles are  $A, B, C$ , as marked. Show that the area of the rectangle is

$$\frac{2(A + C)(B + C)}{C}$$

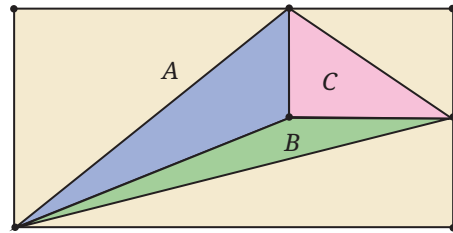


Fig. 6.54

- \*27. In the figure we see two shaded regions formed by a quarter circle, a semicircle, and a triangle.

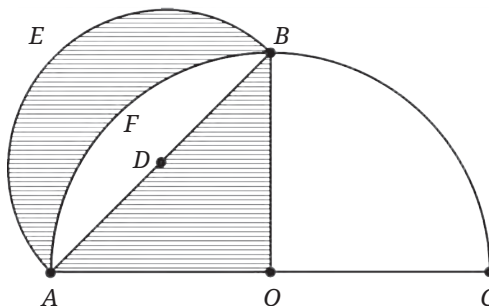


Fig. 6.55

Show that the areas of the two shaded regions are equal.

## CHAPTER SUMMARY

- $\pi$  is the constant circumference to diameter ratio for all circles, and is approximately equal to  $\frac{22}{7}$  or 3.14.
- The circumference of a circle is given by  $C = 2\pi r$ , where  $r$  is the radius of the circle.
- The arc length of a circle is given by  $l = 2\pi r \times \frac{\theta^\circ}{360^\circ}$ , where  $\theta$  is the central angle.
- The area of a triangle is given by  $A = \frac{1}{2}$  base times height.
- Heron's formula for the area of a triangle in terms of its sides  $a, b, c$ :  

$$\text{area} = \sqrt{s(s-a)(s-b)(s-c)}$$
 where  $s = \frac{1}{2}(a+b+c)$ .
- The area of a circle is given by  $A = \pi r^2$ .
- Estimates for  $\pi$ : Archimedes:  $3\frac{10}{71} < \pi < 3\frac{1}{7}$ ;  
 Chongzhi:  $\pi \approx \frac{355}{113}$ ; Āryabhaṭa:  $\pi \approx 3.1416$ ; Mādhava's exact formula:  $\pi = 4 \left(1 - \frac{1}{3} + \frac{1}{5} - \frac{1}{7} + \dots\right)$ .
- $\pi$  is an irrational number.
- The area of a sector of a circle is given by  $\text{area} = \pi r^2 \times \frac{\theta^\circ}{360^\circ}$ , where  $\theta$  is the central angle.
- Brahmagupta's formula for the area of a cyclic quadrilateral in terms of its sides  $a, b, c, d$ :

$$\text{area} = \sqrt{(s-a)(s-b)(s-c)(s-d)}$$
 where  $s = \frac{1}{2}(a+b+c+d)$ .

