

LISTENING

Sing and enjoy:

We Cross the Road



This is the way we cross the road,
 Cross the road, cross the road.
 This is the way we cross the road,
 We stop, we look, we listen.
 We stand at the curb, and we look both sides,
 Look both sides, look both sides.
 We stand at the curb, and we look both sides,
 Before we cross the road.
 If the road is clear, we cross the road,
 Cross the road, cross the road.
 If the road is clear, we cross the road,
 We follow the green cross code.

શિક્ષક હાવભાવ અને અભિનય સાથે Rhyme ગાશે અને વિદ્યાર્થીઓને ગવડાવશે.

Fill in the blanks with correct options from the bracket:

(red, crossing, clear, helmet, look)

1. Look both sides before _____ the road.
2. If the road is _____, we cross the road.
3. We stop, we _____ and we listen.
4. Wear a _____ when you are riding a bicycle.
5. Stop your vehicle, when the _____ light is on.

Listen to the story:

Blue Umbrella

There was a village. Biniya lived in the village. She was poor. She loved her blue umbrella. People of the village also loved her umbrella. It was the most beautiful umbrella in the village. Biniya was very happy because she had a beautiful blue umbrella.



There was a shopkeeper, Ram Bharosa in the village. All the people of the village bought things from his shop.



Ram Bharosa wanted Biniya's blue umbrella. He tried to take the blue umbrella from Biniya. He gave a toffee to Biniya for the blue umbrella. But Biniya refused his offer. He also tried to steal the umbrella. People of the village did not like this.



They stopped buying things from Ram Bharosa's shop. After some days Biniya's blue umbrella faded. It had the marks of stitches. But still it was the most beautiful umbrella in the whole village. One day Ram Bharosa offered Biniya a toffee again. This time it was not for the umbrella. He had really changed. He wanted to become a good person.

The same day Biniya realized that she did not need an umbrella to be happy. She had her family, villagers and the beautiful nature to make her happy. She gave the umbrella to Ram Bharosa. He had a smile on his face. Villagers started buying things from Ram Bharosa's shop again.



Fill in the blanks:

1. Biniya was a _____ girl.
2. Biniya loved her blue _____ .
3. Ram Bharosa was a _____ .
4. Ram Bharosa gave _____ to Biniya.
5. People stopped buying things from _____ .
6. After sometime Biniya's blue umbrella _____ .
7. Biniya realized that she did not need an umbrella to be _____



READING

Read the paragraph and fill in the blanks:



Hello! My name is Mansi. I am 9 years old. One day, when I was returning home, I saw an old lady standing next to the road. She wanted to cross the road. The road was busy. It was the morning and lots of people were going for work. This means it was difficult to cross the road so she asked me for help. I helped her to reach the zebra crossing. Then we both crossed the road safely. I was very happy because that day I helped an old lady. She gave me blessings. We all need help sometimes. We

should try to help people whenever we can.

1. It was morning so lots of people _____ .
2. The old lady couldn't cross the road because the road was _____ .
3. It was difficult to cross the road for an old lady so _____ .
4. The girl was _____ years old.
5. Mansi was very happy because _____ .
6. Mansi helped the old lady so she gave her _____ .

Here is a wrapper of a soap. Read it and complete the sentences:

CHANDAN SOAP

(for soft and glowing skin)

100% Natural

Ingredients: Coconut, Natural herbs, Almonds, Milk

Weight - 400 gm.

Pkg dt: 15/02/2022

(100 × 4) 4 Soaps:

Best before 36 months

MRP: ₹140

Manufactured by:

Chandan Soap Company

Patan, Gujarat, India







www.chandansoap.com



1. The name of the soap is _____.
2. It makes skin _____ and _____.
3. The ingredients are _____ , _____ , _____ and _____.
4. It was packed in _____ month.
5. Its weight is _____ grams.
6. The price of one soap is ₹ _____.
7. It was manufactured at _____.

WRITING

Study the pictures and read the sentences. Write the numbers of appropriate sentences:

ROAD SAFETY		
		
Zebra crossing	Watching	Jumping
		
Running	Watching	Crossing

1. Never climb and jump over the railings or dividers.
2. Look at the light signal. The red man says to stop and the green man says to go.
3. Cross only by walking not by running.
4. It is safe to use the zebra crossing while crossing the road.
5. Look to your left and right and again left before crossing the road.
6. Cross only after the vehicles have stopped.

Study the pictures:



Fill in the blanks with the most appropriate options and rewrite the paragraph:

(cell phone, bike, rules, accident, a helmet)

A _____ is not for more than two people. We must wear _____ while riding a bike. A driver should not use _____ while driving. The _____ of driving should be followed. If a driver does not follow rules, he/she meets with an _____ .

LANGUAGE FUNCTION

Study the example and complete the sentences:

Lakhman is clever.

Ranmal is clever.

Lakhman and Ranmal are clever.

She is good.

He is good.

They _____ .

My father is handsome.

I am handsome.

My father and I _____ .

Hansa is active.

Bakula _____

_____ .

Tina is a student.

Mina is a student.

Tina and Mina are students.

Ramesh is a cricketer.

Bhavesh is _____ .

Ramesh and Bhavesh _____ .

Kantibhai is a doctor.

Rohanbhai a _____ .

Kantibhai _____ .

Vibha is a good teacher.

Nayna is a good teacher.

_____ .

Vikas has a pen.

Sheela has a pen.

Vikas and Sheela have pens.

He has a pencil.

She has a pencil.

They _____ .

I have a school bag.

You have a school bag.

We _____ .

My father has a suitcase.

My mother _____ .

_____ .

Study the table and make sentences:

	Watermelon	Pineapple	Mango	Grapes
Sheela	√	x	√	√
Mohan	x	√	x	x
Amit	√	x	√	√
Neha	√	√	x	x

Example:

Sheela likes watermelon, mango and grapes.

Sheela likes watermelon but she does not like pineapple.

1. Sheela _____
2. Sheela _____
3. _____
4. _____
5. _____
6. _____
7. _____
8. _____
9. _____
10. _____


Fill in the blanks using 'and', 'but' or 'or':

1. He likes to exercise at the gym _____ read books.
2. We can work late _____ we can go home and finish tomorrow.
3. She worked late _____ she did not finish all of her work.
4. We can go to Haridwar, Dwarka _____ Somnath during vacation.
5. I enjoyed Sabji, Roti _____ curry.
6. Do you want to eat Roti _____ paratha?
7. A monkey can jump _____ it can not fly.
8. A sparrow _____ an eagle can fly.

VOCABULARY

Identify the picture and write the words in the blanks:

1.



6.



2.



7.



3.



8.



4.



9.



5.



10.



ACTIVITY

Let's play:

- શિક્ષક વિદ્યાર્થીઓને circleમાં ઊભા રહેવા કહેશે.
- ત્યાર બાદ તેમને (jogging કરવાનું) ધીમે ધીમે દોડવા કહેશે અને શિક્ષક કોઈ એક category ના શબ્દો બોલશે.
- Example: apple, banana, mango, grapes, orange, વગેરે.
- ત્યાર બાદ શિક્ષક જ્યારે શબ્દોની category બદલશે ત્યારે વિદ્યાર્થીઓ વિપરીત દિશામાં jogging કરશે.
- જે વિદ્યાર્થી દિશા બદલી નહિ દોડે તે out ગણાશે.
- શિક્ષક fruits, birds, animals, flowers, festivals, occupations, relationships વગેરે category લઈ શકે.
- દરેક categoryના ઘણા શબ્દોનો પરિચય રમત પહેલા આપી દેવો જોઈએ.



SPEAKING

Read the dialogue. Make pairs and enact it:

Amina : Do you have any pet?

Bhakti : No, I have a small apartment. I don't have room for a pet.

Amina : What kind of animals do you like?

Bhakti : I think dogs are better. I had a dog when I was a kid.

Amina : Do you like cats?

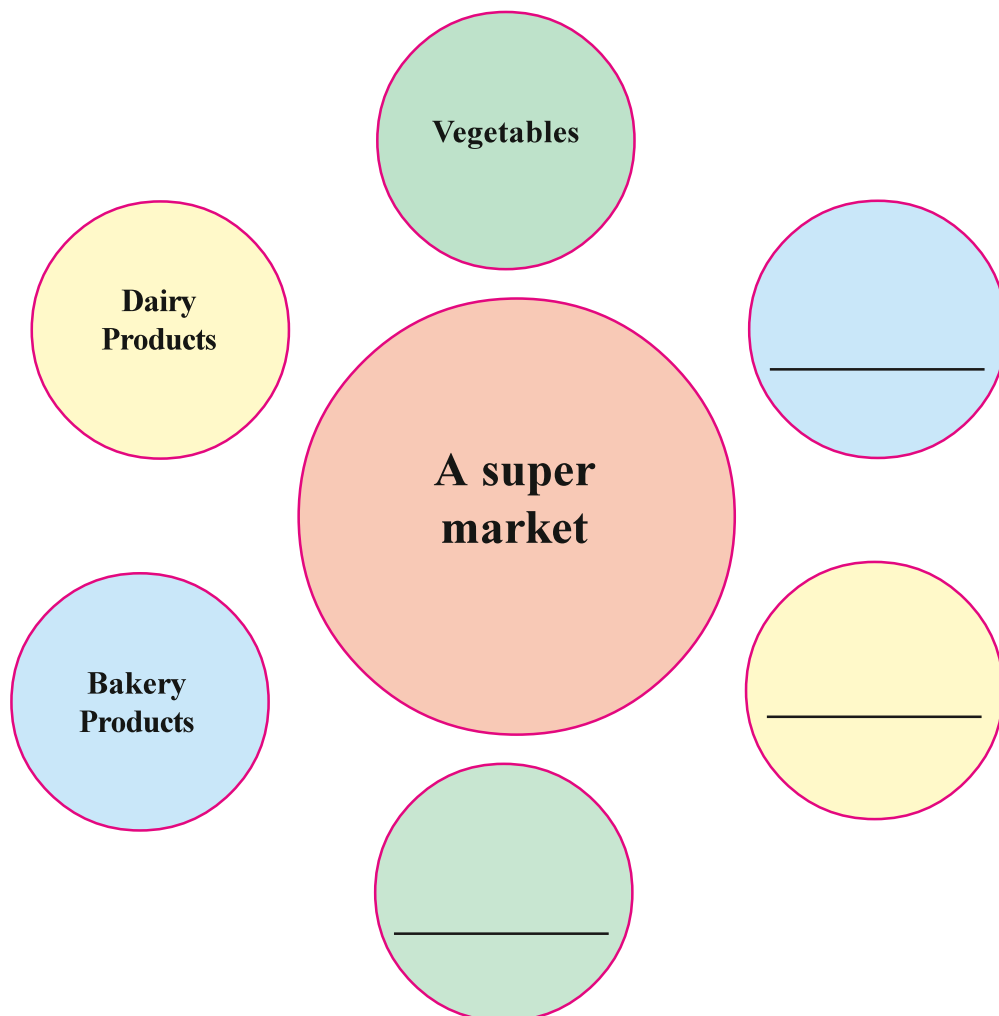
Bhakti : Yes, but I like dogs more than cats. Do you like dogs or cats?

Amina : I like cats more than dogs.

Bhakti : Why do you like cats more than dogs?

Amina : I think, cats are quieter than dogs.

Write details and speak about it:



I visited a super market. I saw many _____

DO IT YOURSELF

Visit to a market and write 5-7 sentences about it:

