

LISTENING

Sing and enjoy:

Walk and Run



Walk and run,
Do the fun.
Sing and fly,
Give it a try.
Play and cook,
Then read the book.
Jump and shout,
Just try it out.



Dance and clap,
Tap tap tap.
Skip and hop,
You're on the top.
Give and take,
Make a cake.
Throw the ball,
Touch the wall.

શિક્ષક હાવભાવ અને અભિનય સાથે Rhyme ગાશે અને વિદ્યાર્થીઓને ગવડાવશે.

Find out the rhyming words from the poem :

- | | |
|----------------|-----------------|
| 1. run - _____ | 2. fly- _____ |
| 3. cook- _____ | 4. shout- _____ |
| 5. clap- _____ | 6. hop - _____ |
| 7. take- _____ | 8. ball - _____ |

Arrange the following words in the alphabetical order:

book, walk, dance, try, jump, tap, cake, ball

ball, _____, _____, _____, _____, _____, _____, _____

Listen to the story:

The Sky is Falling



There was a big forest. A rabbit lived in it. One day he was sleeping under a tree. Suddenly a leaf fell on him. He got afraid.



He started running from there. He met a fox on the way. The rabbit said, "Dear fox, run away from here, the sky is falling." The fox said, "Let's run away."



The fox also started running with the rabbit.



They met a monkey on their way. The rabbit said, "Dear monkey, run away from here, the sky is falling." The monkey joined them and started running from there.



The rabbit, the fox and the monkey ran fast.



They saw a lion there. The lion asked, "Why are you running?"



The rabbit said, "Dear lion, run away from here, the sky is falling". The lion asked, "What? Where is the sky falling?"



The rabbit took the lion near that tree.








The lion came near the tree and asked, "Where is the sky falling? The lion saw the leaf and started laughing, "Ha...Ha...Ha..."



The rabbit didn't say anything. He ran away from there.

Match the pictures with appropriate sentences :

| A | B | Answers |
|--|---|----------|
| 1.  | a. The fox also started running with rabbit. | 1. _____ |
| 2.  | b. The rabbit, the fox and the monkey ran fast. | 2. _____ |
| 3.  | c. Suddenly, a leaf fell on the rabbit. | 3. _____ |
| 4.  | d. The rabbit met a fox on the way. | 4. _____ |
| 5.  | e. The lion came near the tree and asked, "Where is the sky falling?" | 5. _____ |

Write who speaks the following sentences:

1. Dear fox, run away from here, the sky is falling. _____
2. What? Where is the sky falling? _____
3. Let's run away. _____
4. Why are you running? _____

READING

Read the paragraph and fill in the blanks:

Rahul's Friend

Hello! I am Rahul. Meet my friend, Pragnesh. He is 13 years old. He is tall and handsome. He is very clever. He is good at singing. He likes reading stories and playing cricket. I love my friend very much.

- _____ is Rahul's friend.
- Rahul's friend is _____ years old.
- He is tall and _____ .
- Is Rahul's friend clever? Yes ☐ No ☐
- He likes _____ and _____ .

Study the calendar page and answer the questions:

AUGUST 2022

| Sunday | Monday | Tuesday | Wednesday | Thursday | Friday | Saturday |
|--------|---------------------------|---------------|---------------------------|---------------------|-------------------|----------|
| | 1 | 2 | 3 | 4 | 5 | 6 |
| 7 | 8 | 9 Muharram | 10 | 11 Rakshabandhan | 12 | 13 |
| 14 | 15 Independence Day | 16 Pateti | 17 | 18 | 19 Janmashtami | 20 |
| 21 | 22 | 23 | 24 | 25 | 26 | 27 |
| 28 | 29 | 30 | 31 Ganesh Chaturthi | | | |

Cancel the incorrect options from the following sentences:

- The festival of Parsi/ Hindu people was on 16th August 2022.
- The last day of the month was Wednesday/ Thursday.
- There were four Mondays / Thursdays in this month.



4. There was no holiday in the first/last week.
5. This month has 30/31 days.

Choose the correct options:

1. When did you hoist the flag at school?
(a) On 15th August (b) On 16th August (c) On 17th August
2. When did sisters tie rakhis to their brothers?
(a) On 10th August (b) On 11th August (c) On 12th August
3. _____ Festival was celebrated on Wednesday?
(a) Parsi New Year (b) Rakshabandhan (c) Ganesh Chaturthi
4. Muharram was between _____ and _____.
(a) Sunday and Tuesday (b) Monday and Wednesday
(c) Wednesday and Friday
5. Our national festival the _____ was celebrated in this month.
(a) Ganesh Chaturthi (b) Independence Day (c) Rakshabandhan

WRITING

Study the picture:



Write sentences about the picture using the words in the bracket:

(children, ball, tent, dog, beach, trees, birds)

Complete the sentences by choosing the correct options from the box and write about 'My School':

- six hundred students in our school.
- in school.
- Vanasan Primary School.
- 24 teachers in my school.
- caring and loving.
- a big playground in front of school.
- is our principal.
- a staff room and an office.
- very much.
- trees in school.

1. The name of my school is _____
2. There is a small garden and _____
3. There are 16 classrooms _____
4. There are many _____

5. There is a library, a laboratory, _____
6. There are _____
7. Shree Vishalbhai Solanki _____
8. There are about _____
9. The teachers are _____
10. I like my school _____

My School

[illegible]

LANGUAGE FUNCTION

Fill in the blanks by choosing the correct option:

1. I am Vatsal. This is _____ (I, my) book. _____ (It, He) is big.
2. My parents are at Ahmedabad. _____ (They, She) will come tomorrow.
My grandfather is also with _____. (them, it)
3. _____ (We, Us) are friends. This is _____ (our, us) School.
4. This is _____ (my, he) cousin. _____ (His, Her) name is Pragnesh.
5. My mother is a housewife. _____ (He, She) loves cooking. I like
(her, him) very much.


VOCABULARY

1. શિક્ષક વિદ્યાર્થીઓને વિવિધ ફળો અને શાકભાજીના ચિત્રો બતાવીને તેમનાં માટે વપરાતા English Words શીખવશે.
2. શિક્ષક વિદ્યાર્થીઓને નીચે આપેલા ઉખાણાં પૂછશે અને વિદ્યાર્થીઓ પાસેથી જવાબ મેળવીને લખાવશે.
3. શિક્ષક વિદ્યાર્થીઓને આવા અન્ય ઉખાણાં બનાવીને વધુ મહાવરો કરાવશે.

Place the letters in correct order to form the names of fruits and vegetables:

- | | |
|-------------------|-------------------|
| 1. optaot - _____ | 6. palep - _____ |
| 2. otamot- _____ | 7. goman - _____ |
| 3. inono- _____ | 8. nabana - _____ |
| 4. gebabac- _____ | 9. georan - _____ |
| 5. ratcro - _____ | 10. reap - _____ |

Riddles



I am the most popular vegetable.
I grow underground.
I cannot be eaten raw.
Children love me a lot.
Who am I? _____

I am red and round.
I am used to make salad.
I am used to make ketch up.
Who am I? _____





I am green and round.
I am used to make salad.
I can be cooked.
Who am I? _____

I grow in bunches.
I am yellow in colour.
I have a thick peel.
Who am I? _____



I grow on a tree.
I am red in colour.
I am used to make jam.
I am full of vitamin A.
Who am I? _____

I am the king of the fruits.
I am green and yellow in colour.
I am used to make pickle.
Who am I? _____



ACTIVITY

Use the following instructions to play the game:

1. શિક્ષક classroomના વિદ્યાર્થીઓની અલગ અલગ teams બનાવશે.
2. શિક્ષક દરેક teamના વિદ્યાર્થીઓને કોઈ પણ બે shapes પસંદ કરવાની સૂચના આપશે.
3. ત્યાર બાદ શિક્ષક દરેક teamના વિદ્યાર્થીઓને પસંદ કરેલા દરેક shapeની ત્રણ ચીજવસ્તુઓ એકઠી કરવાનું કહેશે અથવા વસ્તુઓ દ્વારા shapes બનાવવા કહેશે.
4. વિદ્યાર્થીઓ સૂચના મુજબ pencil, eraser, sharpener, books વગેરે વસ્તુઓ એકઠી કરશે અથવા એકઠી કરેલ વસ્તુ ભેગી કરીને shapes બનાવશે.
5. શિક્ષક એક પછી એક દરેક ટીમને ઉદાહરણ મુજબ પ્રશ્નો પૂછશે.

For example -

Teacher: Which shape is this?

Student: (1) This is a circle. (2) This is a square.

6. જે team સૌથી વધારે ઝડપથી shapes બનાવી શકશે તે teamને winner જાહેર કરવામાં આવશે.

SPEAKING

Read the given dialogues. Make pairs and enact them. You can also use different situations to present various dialogues:

1. Sheetal : How do you go to school?
Disha : I walk to school.
Sheetal : How long does it take?
Disha : Only ten minutes. How do you go to school?
Sheetal : I also walk to school.
Disha : So let's go together.
2. Renuka : Good morning, teacher.
Teacher : Good morning, Renuka.
Renuka : Teacher, I'm doing my project work. Can you please help me?
Teacher : Yes, sure.
Renuka : Thank you, teacher.



3. Prakash : Hello, Good morning.
Akbar : Good morning, Prakash.
Prakash : Meet my brother, Jagdish. He is a teacher.
Akbar : Hi, Jagdish. Nice to meet you.

Speak about 'My School' based on the following points:

Name - location - big /small and clean - teachers - total students- standards- classrooms - playground - library - garden - MDM kitchen

DO IT YOURSELF

Use the given points and write about your favourite fruit / vegetable. Draw its picture, colour it and display the project in the classroom:

Name - colour - size- shape - taste

Example- My Favourite Fruit - Apple

My favourite fruit is apple.

It is red.

It can be big or small.

It is round in shape.

Its taste is sweet.

Prepare the masks of rabbit, fox, monkey and lion. Put on the masks and present the story 'The sky is falling' in the classroom.

