

## LISTENING

Sing and enjoy:

## My Busy Day



I run. I ride.

I read and write.

I pick. I pull.

I fly a kite.

I give a gift.

I open and close.

I tell a tale.

I touch my nose.



I clean. I wash.

I eat so I'll grow.

Who makes my food ?

I want to know.

I cut. I draw.

My art I show.

I sit. I sing.

Up high, down low.



I look. I jump.

I find a nest.

I trip. I fall.

I need rest!

From day to night

I keep on the go.

I close my eyes

To sleep! Shh! Tiptoe!



શિક્ષક હાવભાવ અને અભિનય સાથે Rhyme ગાશે અને વિદ્યાર્થીઓને ગવડાવશે.

Underline the actions that you do at home.


## Listen to the story:

### Stay Away from Selfish Friends



One day two friends, Kallu and Billu went to a forest. They promised to help each other against any problem. They were walking and talking. Suddenly they saw a bear.

Kallu ran quickly and climbed a tree. Billu also ran quickly but he was unable to climb. He asked his friend for help. But Kallu did not help.



Billu acted as dead. He held his breath. The bear came near him. The bear sniffed one of his ears. Kallu thought that the bear was saying something in his ear. The bear went away after some time.

Kallu came down from the tree. He asked, "What did the bear say in your ear?" Billu replied, "The bear said to stay away from selfish friends."



## Write 'True' or 'False':

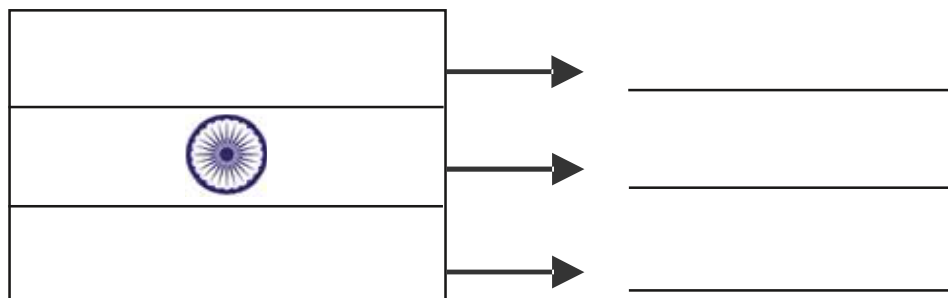
1. Kallu was a good friend. \_\_\_\_\_
2. Billu acted as dead. \_\_\_\_\_
3. Kallu helped Billu. \_\_\_\_\_
4. The bear said, "Stay away from selfish friends." \_\_\_\_\_

## READING

### Read the passage:

There are three colours in our national flag. The Saffron is at the top. The White is in the middle. The Green is at the bottom. There is a Navy Blue Ashok Chakra in the middle of the flag. There are 24 spokes in the Ashok Chakra.

### Colour the flag and write the names of colours:



### Study the time-table and answer the questions:

TIME-TABLE						
Period	Monday	Tuesday	Wednesday	Thursday	Friday	Saturday
1	Maths (Salimbhai)	Maths (Salimbhai)	Maths (Salimbhai)	Maths (Salimbhai)	Maths (Salimbhai)	Mass Drill
2	English (Sahilbhai)	English (Sahilbhai)	English (Sahilbhai)	Hindi (Sahilbhai)	Hindi (Sahilbhai)	Hindi (Sahilbhai)
	Recess					
3	Environment (Hinaben)	Environment (Hinaben)	Environment (Hinaben)	Environment (Hinaben)	Environment (Hinaben)	Weekly Test
4	Gujarati (Pritiben)	Gujarati (Pritiben)	Gujarati (Pritiben)	Gujarati (Pritiben)	Gujarati (Pritiben)	Maths (Salimbhai)
	Recess					
5	Sports (Rajubhai)	Drawing (Ashokbhai)	Music (Shyamjibhai)	Craft (Pravinbhai)	Sports (Rajubhai)	




1. Who is the Maths teacher?  
(a) Sahilbhai (b) Hinaben (c) Pritiben (d) Salimbhai
2. Ashokbhai teaches \_\_\_\_\_  
(a) Sports (b) Music (c) Drawing (d) Hindi
3. Sahilbhai teaches \_\_\_\_\_  
(a) English (b) Hindi (c) Both A and B (d) None of the above
4. Which is the 4th period on Monday?  
(a) English (b) Hindi (c) Gujarati (d) Maths
5. Which is the 3rd period on Saturday?  
(a) English (b) Weekly Test (c) Maths (d) Hindi

### WRITING

**Study the picture and write sentences about it:**

(batting, bowling, fielding, standing, wicket keeping, umpiring)



Virat is batting.

---

---

---

---

---

---

---

---

**Fill in the blanks with the help of your teacher:**

1. \_\_\_\_\_ is my favourite teacher.
2. He/She is from \_\_\_\_\_ .
3. \_\_\_\_\_ teaches \_\_\_\_\_ and \_\_\_\_\_.
4. He/She is \_\_\_\_\_ .
5. He/She likes \_\_\_\_\_ .

**Write a paragraph about 'My Favourite Teacher':**

---

---

---

---

---

---

### LANGUAGE FUNCTION

**Study the diagram and make sentences:**



I am reading.

---

---

---

---

---

---



Rajesh is eating.

---

---

---

---

---

---



We are eating

---

---

---

---

---

---

શિક્ષક આ રીતે You, They, She અને Itનો મહાવરો કરાવશે. મહાવરો કરાવવા અભિનય પણ કરાવી શકે.



## VOCABULARY

Enact the actions given in the pictures:



Drink



Eat



Listen



Jump



Wait



Play



Run



Smile



Sleep



Sell



Wash



Walk



Watch



Smell



Buy



Laugh

Fill in the blanks with the help of the words given in the bracket:

(milk, a mango, music, TV, cricket, race, a story, a song, hands, pencils, ice-cream)

1. Eating - \_\_\_\_\_
2. Running - \_\_\_\_\_
3. Buying - \_\_\_\_\_
4. Drinking - \_\_\_\_\_
5. Listening - \_\_\_\_\_

6. Reading - \_\_\_\_\_
7. Watching - \_\_\_\_\_
8. Washing - \_\_\_\_\_
9. Playing - \_\_\_\_\_
10. Singing - \_\_\_\_\_



## ACTIVITY

Do as your teacher says:



શિક્ષક વર્ગના વિદ્યાર્થીઓને એક વર્તુળમાં બેસાડશે. શિક્ષક પોતે એક ક્રિયાનો અભિનય કરી Gameની શરૂઆત કરશે. તેની પાસે બેઠેલ વિદ્યાર્થી તે ક્રિયાને ઓળખશે અને તે ક્રિયા માટેનો અંગ્રેજી શબ્દ બોલશે. ત્યાર બાદ તે જ વિદ્યાર્થી બીજી એક ક્રિયાનો અભિનય કરશે. જે તેની પાસે બેઠેલ વિદ્યાર્થી ઓળખશે. તે વિદ્યાર્થી તે ક્રિયા માટેનો અંગ્રેજી શબ્દ તથા આગળ કરવામાં આવેલી ક્રિયા માટેનો અંગ્રેજી શબ્દ બંને ક્રમમાં જણાવશે. આ રીતે Game આગળ વધારવી. જે વિદ્યાર્થી ક્રિયા ઓળખવામાં ભૂલ કરે તેને શિક્ષક મદદ કરશે.

## SPEAKING

Read the dialogue. Make a pair and enact it:

- Dipu : I would like to buy a pen, two pencils, a sharpener, an eraser and a colour box.
- Shopkeeper : OK. Which pen do you want?
- Dipu : (Pointing to the red pen) I want that red one.
- Shopkeeper : ₹ 20.
- Dipu : I want two pencils.
- Shopkeeper : Here you are.
- Dipu : I want a sharpener and an eraser in combo pack.
- Shopkeeper : OK... ₹ 20 for that.
- Dipu : And the last .... yes, a colour box.
- Shopkeeper : Which one?
- Dipu : The best one.
- Shopkeeper : Here it is. ₹ 60 for it.
- Dipu : Where is my bill?
- Shopkeeper : Here it is.



**Study the table:**

Time	Activity
6:00 a.m.	get up
6:05 a.m.	brush my teeth
6:15 a.m.	take bath
6:30 a.m.	take breakfast
6:45 a.m.	get ready for school
7:00 a.m.	go to the school

**Write about your daily activities and speak about them:**

I get up at 6:00 am.

---

---

---

---

---

### DO IT YOURSELF

**Complete the table with the help of the words given in the bracket:**

(ball, cat, run, cow, cry, smile, dog, pen, clap, bag, boy, girl, say, hop, Raju, write, read, book, one, play, drink, eat, apple, buy)

No.	It is an action.	It is not an action.
1		
2		
3		
4		
5		
6		
7		
8		
9		
10		
11		
12		

