

Unit 2 Animals – Our Faithful Friends

LISTENING

Sing and enjoy:

I am a Big Tree



I am a big tree. La, la, la, la, la.
These are my branches. La, la, la, la, la.
And these are my leaves. La, la, la, la, la.








These are my flowers. La, la, la, la, la.
And these are my fruits. La, la, la, la, la.
I give shade to birds and you. La, la, la, la, la.



શિક્ષક હાવભાવ અને અભિનય સાથે Rhyme ગાશે
અને વિદ્યાર્થીઓને ગવડાવશે.



Match A with B :

| A | B | Answers |
|--|-------------|----------|
| 1.  | a. fruits | 1- _____ |
| 2.  | b. branches | 2- _____ |
| 3.  | c. flowers | 3- _____ |
| 4.  | d. tree | 4- _____ |
| 5.  | e. leaves | 5- _____ |

Listen to the story :

Sheru and Friends

Sheru, the little hedgehog liked to dance, sing, and play. He did not like the sharp quills all over his body.



They got in the way of his fun.
No one wanted to play with him.

One day a little mouse said, "Sheru,
your quills make you special."



The little mouse wanted to help so he
made a special shirt for his friend.
Sheru wore the shirt and went out to
meet the other animals.



"Don't come near us! We are afraid of the sharp quills on your back.", they said.

"What? Quills?" asked Sheru. "I don't have any." The other animals laughed.

Sheru saw that his quills had made holes in his special new shirt. Feeling sad, Sheru went back to his only friend, the little mouse.



The little mouse said, "Don't worry. I have another idea."

And then he painted his quills.

Everyone admired Sheru's new colourful quills. They weren't so scarred after all.



Suddenly it started raining and all ran here and there. The hedgehog was not able to run. His false colour washed out and his true colour appeared. He told everything to all and said sorry for his coloured quills.

Other animals also felt sorry for their behaviour in the past. This time he was liked by all for his true heart, not for appearance.



They all became friends forever. They were not scared after all. They all enjoyed Sheru's company. They danced, sang and played with him.

Answer the questions:

1. Underline the names of the animals in the story.
2. The little hedgehog liked _____
3. _____ became the hedgehog's friend.
4. The hedgehog was liked by all for his true heart. True False

READING

Identify the animals with the help of the given clues:

(Camel, Bear, Donkey, Zebra, Fox, Cow)

1. I have four legs.
I give milk.
I am a domestic animal.



2. I have four legs.
I live in forest.
I have a big tail.



3. I eat grass.
I live in Africa.
I am black and white.
I look like a horse.



4. I live on the farm.
I look like a horse.
I have long ears.
I bray or hee-haw.



5. I live in forest.
I can be dangerous.
I am black or brown.
I like fruits and honey.



6. You can ride me.
I don't drink often.
I live in desert.
I have a hump.



વિદ્યાર્થીઓને Internetની મદદથી hedgehog ના ચિત્રો અને માહિતી પૂરી પાડવી.

Read the passage:



The Ostrich

The ostrich is a big bird.
It has long legs, a long neck, a big body and a short tail.



The Kiwi

The kiwi has short legs and a long beak. The kiwi is a funny bird because it has no wings and it has no tail.



The Peacock

The peacock has a blue neck and a yellow beak. It has very long feathers.



Write ostrich, peacock or kiwi:

1. The _____ has a long neck.
2. The _____ has a blue neck.
3. The _____ has a long beak.
4. The _____ has feathers.
5. The _____ has no wings.

WRITING

Study the picture:




Fill in the blanks with suitable words from the bracket:

(birds, fluttering, trunk, beautiful, watering, flowers, tree, under)

1. It is a _____ garden.
2. There are _____ of different colours.
3. Butterflies are _____ around the flowers.
4. A boy is _____ the plants.
5. There is a big _____ at the corner of the garden.
6. Two _____ are sitting on the branch of the tree.
7. A cat is playing _____ the tree.
8. There is a squirrel on the _____ of the tree.



Complete the story with the words given in the bracket:



The Fox and the Grapes

(grapes, food, fox, went, jumped, sour)

Once there was a _____ . He was hungry. He went in search of _____ . The fox could not find any food. At last, he reached the farm of grapes. He saw bunches of _____ . He wanted to eat the grapes. His mouth began to water. He tried to get the grapes. He _____ again and again but all his efforts were useless. The grapes were too high to reach. He got tired. He was sure that he could not get the grapes. He _____ away saying, "The grapes are _____."

LANGUAGE FUNCTION

Study the example and complete the table :

Example: **One**



an apple

Many

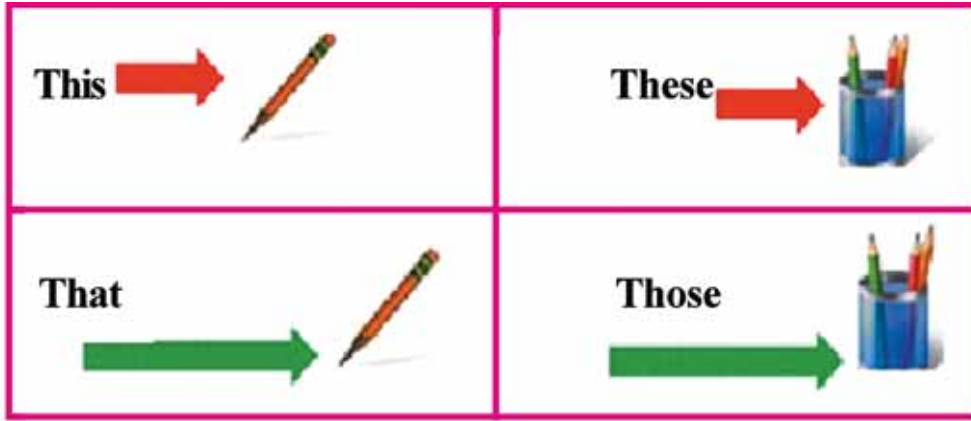










apples

| One | Many |
|-----------------|-----------|
| a boy | _____ |
| an umbrella | _____ |
| a flower | _____ |
| a ball | _____ |
| a dog | _____ |



Fill in the blanks:



- (1) _____ are trucks. → 
- (2) _____ is a camera. → 
- (3) _____ is a kite. → 
- (4) _____ are balls. → 
- (5) _____ are watches. → 
- (6) _____ → 
- (7) _____ → 
- (8) _____ → 

વસ્તુ નજીક મૂકીને Thisનો ઉપયોગ અને દૂર મૂકીને Thatનો ઉપયોગ સમજાવવો.
અહીં Red arrow નજીકનું અંતર અને Green arrow દૂરનું અંતર બતાવે છે.

Study the picture and strike out inappropriate words:

How many ... Are there?

How many apples are there?

There is one red apple.

There are four green apples.



There is... / There are...



- | | |
|-----------------------------------|----------------------|
| (1) How many lions are there? | There is / are _____ |
| (2) How many giraffes are there? | There is / are _____ |
| (3) How many elephants are there? | There is / are _____ |
| (4) How many birds are there? | There is / are _____ |
| (5) How many monkeys are there? | There is / are _____ |

VOCABULARY

Write the names of animals in the blank:

(Lion, Fox, Cheetah, Monkey, Deer, Tiger, Elephant, Giraffe)



L _ _ _



T _ _ _



C _ _ T _ H



E _ _ H _ _ T



G _ _ F _ E



M _ _ _ Y



F _ _



D _ _ _

Find and colour the names of animals as shown:

| | | | | | | | | |
|---|---|---|---|---|---|---|---|---|
| l | n | g | o | o | d | a | k | m |
| i | w | i | c | b | e | m | f | o |
| o | e | r | h | o | e | i | o | n |
| n | l | a | e | y | r | t | x | k |
| s | e | f | e | n | d | i | z | e |
| d | p | f | t | a | a | g | t | y |
| x | h | e | a | n | w | e | y | a |
| r | a | u | h | d | m | r | c | e |
| s | n | e | e | t | s | b | e | t |
| z | t | i | g | h | t | s | i | a |

ACTIVITY

Find your pair:

1. શિક્ષક બોર્ડ પર બે ભાગમાં અહીં આપેલા વાક્યો લખશે.

| | |
|-------------------|-----------------|
| There is a _____ | There are _____ |
| There is a _____ | There are _____ |
| There is a _____ | There are _____ |
| There is a _____ | There are _____ |
| There is a _____ | There are _____ |
| There is a _____ | There are _____ |
| There is an _____ | There are _____ |
| There is an _____ | There are _____ |


2. શિક્ષક વિદ્યાર્થીઓને જુદા જુદા શબ્દોના એકવચન અને બહુવચન લખેલા કાર્ડ વહેંચશે.

| | |
|-------|---------|
| Mango | Mangoes |
|-------|---------|

3. તેમને પોતાના મિત્રોને શોધવાના રહેશે.
જેમકે Mango વાળું flashcard ધરાવતો વિદ્યાર્થી Mangoes વાળું flashcard ધરાવતા વિદ્યાર્થીને શોધશે. તે વિદ્યાર્થીને શોધ્યા બાદ શબ્દ પરથી પૂર્ણ વાક્યો બોલશે. ઉદાહરણ : I have a mango. I have mangoes.
4. જે જોડી પહેલા બની જશે તે પોતાના શબ્દો બોર્ડ પર પાડેલા ભાગમાં શિક્ષકની મદદથી લખશે.
5. તમામ વિદ્યાર્થીઓની જોડી બની જાય અને વાક્યો લખાઈ જાય પછી તમામ વાક્યો શિક્ષક વર્ગ સમક્ષ વાંચશે.

SPEAKING

Read, make pairs and enact:



Write and speak on 'My Favourite Animal'.

DO IT YOURSELF

Find the pictures of animals from newspapers or magazines. Cut and paste them on a project paper. Write their names.

