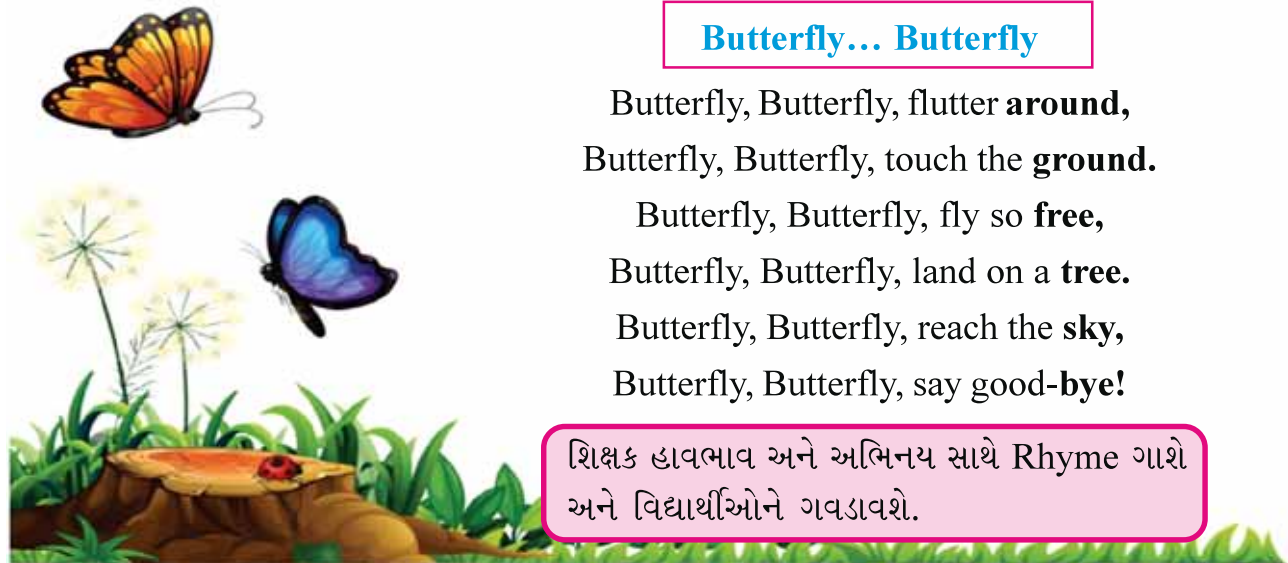


LISTENING

Sing and enjoy:



Butterfly... Butterfly

Butterfly, Butterfly, flutter **around**,
Butterfly, Butterfly, touch the **ground**.

Butterfly, Butterfly, fly so **free**,
Butterfly, Butterfly, land on a **tree**.

Butterfly, Butterfly, reach the **sky**,
Butterfly, Butterfly, say good-bye!

શિક્ષક હાવભાવ અને અભિનય સાથે Rhyme ગાશે
અને વિદ્યાર્થીઓને ગવડાવશે.

Find out the rhyming words from the poem:

1. sound - _____,
2. my - _____,
3. three - _____,

Complete the spellings:

1. s _ _
2. l _ _ _
3. f _ _ _
4. t _ u _ _
5. g _ o _
6. b _ _
7. f _ _ t _ _ r
8. t r _ _

Arrange the following words in the alphabetical order:

Sky, Good, Butterfly, Tree, Land

_____, _____, _____, _____, _____

Use the letters from the box and make meaningful words:

Example - boy

1. _____
2. _____
3. _____
4. _____
5. _____



Listen to the story:

A Day at the Carnival



It is a carnival day.
"Hooray!" shouted Little mouse.
"Hooray!" shouted Lucky mouse.
"Hooray!" shouted Tiny mouse.
They planned to enjoy every ride.
"But don't lose me!", Tiny mouse said to his brothers.
They raced on toy cars.

They went up and down on the merry-go-round.
They enjoyed the giant wheel.
They rode the toy train.



The brothers walked to the balloon cart
and each of them bought a balloon.
One balloon, two...
"Wait, where is Tiny mouse?", cried Little mouse.

Little mouse and Lucky mouse ran to the toy cars. Tiny mouse wasn't there. They ran to the merry-go-round. Tiny mouse wasn't there.



They ran to the toy train. Tiny mouse wasn't there.

They ran to the giant wheel. Tiny mouse was there. They thanked God!

The mice bought sugarcane juice. One glass, two and three!

"What a fantastic day at the carnival! Hooray, Hooray, Hooray!" they shouted.

They enjoyed a lot.



Select the appropriate options and fill in the blank :

1. The mice went to the _____ .

(a) garden

(b) forest

(c) carnival

(d) zoo


2. They ran to the _____ .
(a) slide (b) toy train (c) swing (d) see saw
3. They bought _____ .
(a) sugarcane juice (b) toy car (c) ice cream (d) bags

READING

Read the passage and write the name of the body parts of the elephant:















I am Appu. I am a baby elephant. I have two big ears. My weight is 100 kg. I have two white tusks. I have four legs. I have a strong trunk. I have a short tail. I live in the forest. I am smart and handsome.



Fill in the blanks:

- _____ is a baby elephant.
- It has four _____ .
- It has two white _____ .
- It has two big _____ .
- It has a strong _____ .
- Find opposite word : long × _____

Study the table and make sentences as per the given example:

Names	Neev 	Nilam 	Rahim 
Favourite colour			
	red	yellow	green
game	 Chess	 Cricket	 Kho-kho
ice cream flavour	 chocolate	 strawberry	 mango

Example: Neev's favourite colour is red.

1. _____
2. _____
3. _____
4. _____
5. _____
6. _____
7. _____
8. _____

WRITING

Study the pictures:

Picture 1



Picture 2



Read the sentences. Write 1 if it is related to picture 1 and write 2 if it is related to picture 2:

1. A girl is playing with a toy horse.
2. Two children are on a branch of the tree.
3. There is an apple tree.
4. There is a slide in the park.
5. A boy is walking with his dog.
6. A girl is riding a scooter.


Write sentences about picture 1:

Write sentences about picture 2:


Separate the sentences of Holi and Diwali and write them in the given space:

Holi is celebrated on *Purnima* in the month of Falgun. We clean our houses before Diwali. We wear new clothes. I fire crackers and eat sweets. Prahlad was a *bhakt* of God Vishnu. I make rangoli for five days at my home. The next day of Holi is Dhuleti. People play with water and colours on that day. The next day is a new year day. It is a festival of colours. We wish one another, *NutanVarshabhinandan*. Holi means victory of good over bad.

Holi



Diwali



LANGUAGE FUNCTION

Study the pictures and complete the sentences:



Ritu



a bag

Ritu's bag

This is **Ritu's bag.**



Amit



a book

Amit's book

This is **Amit's book.**



Mahesh



a car

This is _____



Gita



a bicycle

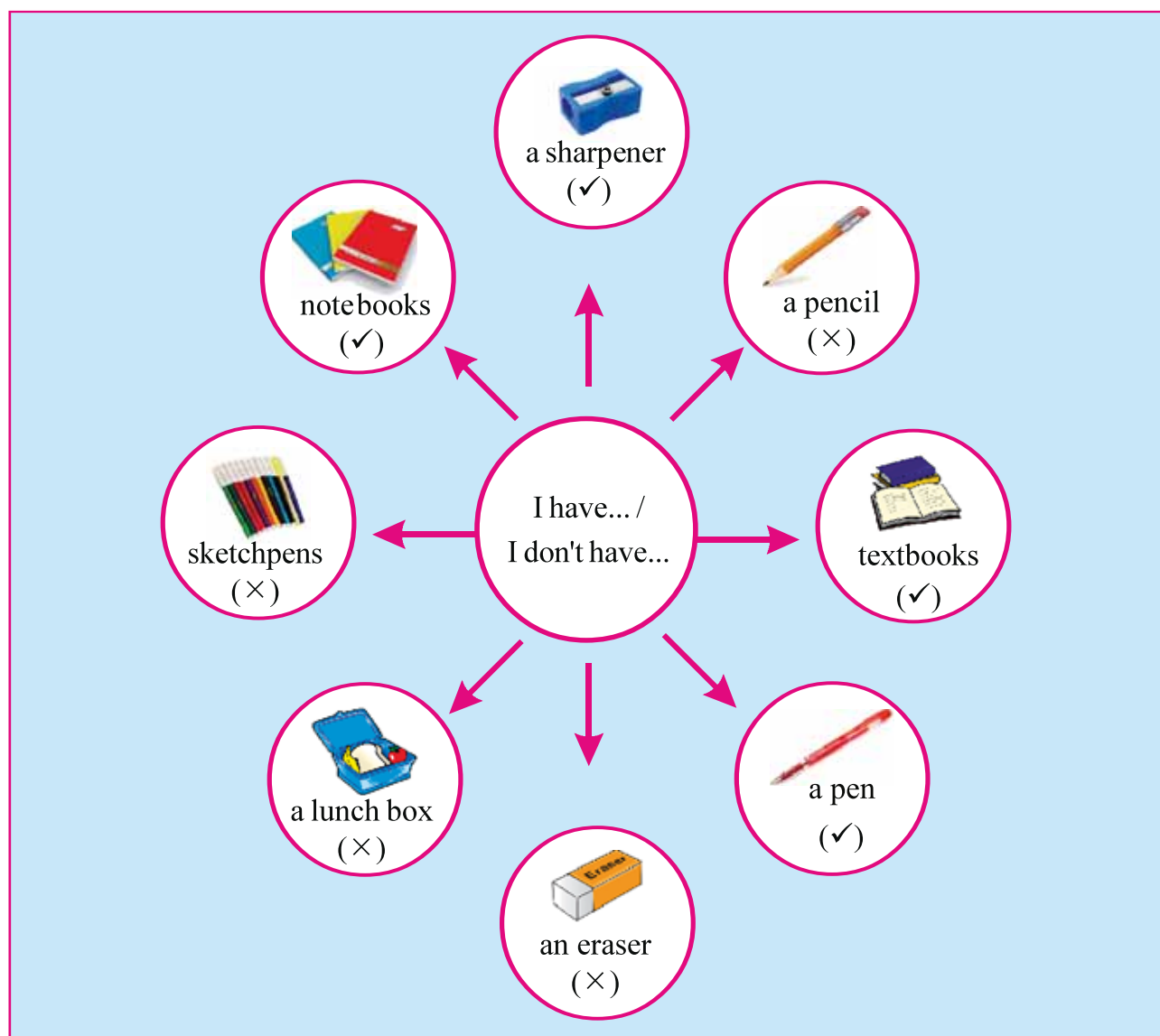


Tulika



a smart phone

Study the diagram and make sentences as given in the example:



Example: I have a pen in my bag.

1. _____

2. _____

3. _____






Example: I do not have a pencil in my bag.

1. _____

2. _____

3. _____

Complete the details in the table as given in the example:

Birds and Animals	Wings	Tail	Legs
 A monkey	No	Yes	Yes
 An elephant			
 A sparrow			
 A dog			
 A crow			

Write sentences as given in the example:

Examples: A monkey does not have wings.

It has a tail.

It has legs.

- _____
- _____
- _____

2. _____

3. _____

4. _____


VOCABULARY

Identify the pictures and write the words given in the bracket:

(toys, balloons, birds, a giant wheel, fire crackers, rangoli, flags, flowers, lamps)



toys



Find out the words given in the bracket from the table and encircle them:

(Fun, Sweets, New year, Holiday, Lights, God, Temple)

a	v	f	r	x	h	r	d	g
G	o	d	t	e	e	w	d	c
m	t	e	T	e	m	p	l	e
k	F	u	n	b	j	o	l	s
q	e	u	o	p	e	n	h	a
N	e	w	y	e	a	r	o	r
c	b	H	o	l	i	d	a	y
r	e	t	x	z	w	y	e	t
S	w	e	e	t	s	b	e	t
z	L	i	g	h	t	s	i	a

ACTIVITY

Enact the words and make pairs of opposite words. Write the correct pair in the given space:

શિક્ષક open અને closeનો અભિનય કરશે અને વિદ્યાર્થીઓ પાસે કરાવશે. opposite wordsના અભિનયનું પુનરાવર્તન કરાવી મહાવરો કરાવશે. આ રીતે સમજ આપ્યા બાદ કૌંસમાં આપેલ શબ્દો માટે વિદ્યાર્થીઓ પાસે અભિનય કરાવી opposite wordsની જોડી બનાવવી અને ત્યાર બાદ જ ખાલી જગ્યા પૂરવા કહેવું.

(fast, catch, stand up, come, slow, sit down, go, drop, laugh, cry)

1. open × close
2. _____
3. _____
4. _____
5. _____
6. _____

SPEAKING

Read the dialogues. Make pairs and enact them:

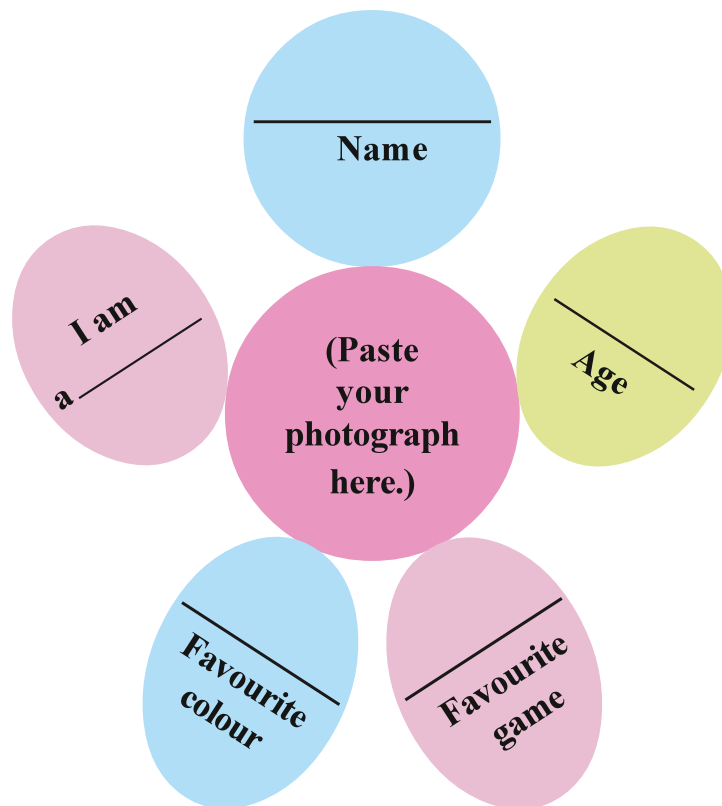
(1) Rony : Hello, My name is Rony.

Hetal : Hello, I am Hetal.



- Rony : Nice to meet you.
 Hetal : Nice to meet you too.
 (2) Jay : Hi, How are you?
 Satyam : I am fine. Thank you.
 (3) Students : Good morning, teacher.
 Teacher : Good morning children. Let's do an action song.
 Students : Wow! Which action song, teacher?
 Teacher : HOP A LITTLE...
 Students : Hooray!

Write your details in the given blanks:



Make sentences and speak about yourself:

My name is _____

I am a _____

My favourite colour _____

DO IT YOURSELF

Study the table and make sentences:

Things Persons	Pen	Pencil	Ball	Bag	Bat
I	✓	×	✓	✓	×
Shyam	×	✓	✓	×	×

I have.....	Shyam has.....
I have a pen.	Shyam does not have a pen.
I do not have a pencil.	Shyam has a pencil.

