

# 8



## Sharing is Caring

### LISTENING

Recite and enjoy:

#### Learn to Share

Learn to share,  
Learn to share,  
Give your smile.  
To care from a mile.  
Share your food,  
And share your joy,  
Care for friends,  
And be helping hands.  
Be like sun,  
To care for everyone,  
Care like Earth,  
To make your life worth.  
Be like your mom,  
And keep going on.  
Be like your dad,  
Feel always glad.

Complete the words:

1. s \_ \_ r \_      2. l \_ ar \_      3. g \_ \_ d      4. w \_ rt \_      5. a \_ w \_ ys


Listen to the story:

#### Sharing is Caring


There was a small village. A kind-hearted man Mohanbhai lived there. Mohanbhai loved children and believed in the power of storytelling. Every evening, children from the village gathered around him to listen to his wonderful stories.



One day, Mohanbhai began to tell a story about a greedy rabbit. He said to the children, "Once there was a rabbit named Raju who always wanted more. He never shared his food with others and was never satisfied.



One day, Raju found a magical carrot that could grant any wish. Excitedly, he wished for a huge carrot garden to keep all the carrots for himself. His wish came true and the garden was filled with carrots.



But soon, Raju realized that he couldn't eat all the carrots by himself. He felt lonely and sad. One day, he saw the squirrels, his friends, looking hungry.

Raju realized that he had been selfish so decided to share his carrots with them.

Raju shared his carrots. He noticed how happy it made everyone. He learned the joy of giving and the importance of sharing. From that day, Raju became a kind and generous rabbit and his friends loved him dearly.

Mohanbhai ended the story by saying, "Children, remember that sharing brings happiness and kindness makes friendship stronger. Always be like Raju, and your hearts will be filled with joy."

They went home with the moral of the story in their hearts, ready to apply it in their own lives.



### Answer the following questions:

1. Who was Raju?
2. Where did Mohanbhai live?
3. How was the carrot?
4. The garden was filled with \_\_\_\_\_ .
5. Do you share food with your friends?

### Match 'A' with 'B':

A	B	Answer
1. tale	a. valuable	1.
2. important	b. children	2.
3. kids	c. happiness	3.
4. joy	d. huge	4.
5. big	e. story	5.

## READING

### Read the passage and fill in the blanks:

Meeta walked to school everyday. She enjoyed looking AT the vehicles passing by. One day she noticed that the vehicles were not passing. She became curious. She wanted to know what was happening. She began to look here and there. Scooters were honking, cars were stuck and buses were waiting. Meeta became very curious now. She ran to check why everyone was stuck.

When she reached the traffic signal, she noticed that the traffic police had stopped all the vehicles. Something was happening. She jumped up in eagerness and ran faster now. To her surprise, a hen was crossing the road with ten little chicks. This was blocking the traffic.

Meeta smiled. She looked at the traffic police. He smiled back and allowed the hen to cross the road safely.

1. The name of the girl was \_\_\_\_\_ .
2. \_\_\_\_\_ was crossing the road.



3. The buses were \_\_\_\_\_ .
4. She looked at the \_\_\_\_\_ .
5. The young ones of hen is called \_\_\_\_\_ .

**Read the form, fill the details and answer the questions:**

### **Nrutya Kala Kendra**

Godi road, Dahod-389151

Mo.: +91-90XXX XXXXX

### **Dance Class Registration Form**

**Name:** \_\_\_\_\_

**Address:** \_\_\_\_\_

**Gender:** \_\_\_\_\_ **Contact No. :** \_\_\_\_\_

**Date of birth:** \_\_\_\_\_

**Father's name:** \_\_\_\_\_

**Mother's name:** \_\_\_\_\_

**Studying in class:** \_\_\_\_\_

**Height:** \_\_\_\_\_

**Weight:** \_\_\_\_\_

**Hobbies:** \_\_\_\_\_

#### **Instructions:**

- ◆ The class will start from 5th September.
- ◆ Best performers will get prizes.
- ◆ Costumes will be provided free.
- ◆ Timing of class is 7:00 p.m. to 9:00 p.m.
- ◆ Submit the form by 31st August.



1. What is the name of the dance class?
2. Where is this class situated?
3. Can you submit the form in September?
4. When will the class start?

## WRITING



**Write the process of sowing a seed in correct order:**

1. Place a seed in the hole.
2. Sprinkle water on the soil.
3. Let the seed grow in the sunlight.
4. Dig a hole in the soil.
5. Cover the seed with the soil.



**Discuss with your friends about your favourite picnic spot and answer the questions:**

1. Where do you want to go?
2. What are the main attractions there?
3. How will you reach there?
4. List the things you want to take with you.
5. Write five sentences about your last journey.

## LANGUAGE FUNCTION

**Write places where you listen/read the following instructions:**

- (1) Keep silence. : \_\_\_\_\_
- (2) Take off your shoes. : \_\_\_\_\_
- (3) Deposit your money here. : \_\_\_\_\_
- (4) Beware of pickpockets. : \_\_\_\_\_
- (5) Stand in a queue. : \_\_\_\_\_
- (6) Don't touch the statues. : \_\_\_\_\_



### Read and enact:

Read the chit and enact in front of the class. Here are some sentences for chits.

- ◆ Go out of the class.
- ◆ Dance.
- ◆ Stamp your right leg.
- ◆ Laugh loudly.
- ◆ Skip.
- ◆ Bring me a book.
- ◆ Snap your fingers.
- ◆ Play cricket.
- ◆ Cry like a baby.

શિક્ષક વિદ્યાર્થીઓને 3-4 જૂથમાં વહેંચી દરેક જૂથમાંથી એક-એક વિદ્યાર્થીને ચિટી ઉપાડવા કહેશે. વિદ્યાર્થી તે ચિટી ઉપાડશે અને વાંચીને તે મુજબ ક્રિયા કરશે. તેના જૂથના બીજા વિદ્યાર્થીઓ ક્રિયા ઓળખી બતાવશે. સાચો જવાબ આપનાર જૂથને point મળશે.

### Match 'A' with 'B':

A	B	Answer
1. Raise your hands.	a. dairy	1. _____
2. Bring your own container for the milk.	b. hospital	2. _____
3. Now Mrs Dixit and Mr Dixit will perform Bharatnatyam.	c. school	3. _____
4. Passengers are requested to take care of their luggage.	d. auditorium	4. _____
5. Check medicine before use.	e. bus station	5. _____

## VOCABULARY



**Sort the words into correct categories and write them in the table:**

(ruler, a pair of scissors, pilot, strawberry, salad, biscuit, blacksmith, cousin, sister-in-law, markers, clerk)

Food	Office Stationery	Occupations	Relations



Match 'A' with 'B':

A	B	Answer
1. One who reads news on TV.	a. librarian	1. _____
2. One who issues books in the library.	b. museum	2. _____
3. One who directs traffic.	c. menu card	3. _____
4. A place where collections of paintings, sculptures and other valuable articles are kept for public.	d. traffic police	4. _____
5. One can use it to order food in a hotel.	e. news reader	5. _____

### ACTIVITY



Study the picture and write a paragraph using the words given in the brackets:

(beach, boys, sand, castle, sunglasses, bucket, shovels)



## SPEAKING

Study the pictures and speak about them with the help of clues:


**Clues:** What is it? Where is it? Have you visited it? Do you like it? When will you go there? How will you go there? Do you want to visit this place from your school?




Rani ki Vav



Jhulta Minar



Sidi Saiyyed Jali



Soory Mandir



Atal Bridge



Akshardham

## DO IT YOURSELF

Make a list of instructions that you listen at your home and school.



# 9

## Friendship



### LISTENING

◆ Recite and enjoy:

#### I Can Be a Pal

I can be a pal by smiling at you.  
 I can be a pal when you feel blue.  
 I can be a pal who is honest and kind.  
 I can be a pal when you're in a bind.  
 I can be a pal by saying please and thank you.  
 I can be a pal when no one wants to.  
 I can be a pal every single day.  
 I can be a pal, what do you say?



Arrange the jumbled letters and rewrite the words:

1. efel - \_\_\_\_\_
2. ikdn - \_\_\_\_\_
3. sniegl - \_\_\_\_\_
4. tohnes - \_\_\_\_\_
5. esplae - \_\_\_\_\_

Find out the meaning of the words from the dictionary/glossary:

1. pal : \_\_\_\_\_
2. feel blue : \_\_\_\_\_
3. kind : \_\_\_\_\_

