

7



Think Differently

LISTENING

Recite and enjoy:

Detective Mouse

In a small town, when the sun goes down,
Lives a mouse, with a hat, all brown.
Solving puzzles big and small,
With his magnifying glass, so tall.

In the day it would go away
At night it would run and play,
With a red coat and heart so bold,
He would follow footprints in the cold.

Through forest, over hill,
He would never stop until...
The case is solved, justice is in sight,
Here is our mouse, solving day and night.



Find and write words starting with the given letters from the poem:

1. t – _____
2. s – _____
3. f – _____
4. a – _____

Write the antonyms in the place of the underlined words and rewrite the sentences:

1. In a big town, when the sun goes down.

2. With his magnifying glass, so short.

3. In the night it would go away

4. He would follow footprints in the hot.

5. He would never start until...

Answer the questions in short:

1. Who lives in the small town?

2. What does the mouse wear on its head?

3. What does the mouse use to solve puzzles?

4. When does the mouse go away?

Listen to the story:

Raman, the Detective

Have you heard about Tenali Raman? Tenali Raman was a wise and witty advisor in the court of the King Krishnadevaraya. Once he was passing through a forest. On the way, he was stopped by a merchant.

The merchant asked, "I am looking for my camel, which has strayed away. Did you see it passing by?"

Raman asked back, "Had the camel hurt its leg?"

"Oh yes! That means you have seen my camel!" said the merchant.



Raman said, "Only its footprints. Look, you can see footprints of an animal with three legs."

The merchant looked at the footprints with surprise.

Raman said, "It was dragging one leg because it was hurt in its leg."

Raman asked the merchant "Was it blind in the right eye?"



"Yes, yes," said the merchant eagerly.

Raman asked, "Was it loaded with wheat on one side and sugar on the other?"

The merchant replied, "Yes, you are right."

The merchant exclaimed, "So you have seen my camel!"

Raman looked upset and said, "No, I haven't."

The merchant replied, "But you have given the exact description of my camel."

Raman said, "I saw no camel."

Raman explained, "Do you see those plants lined up on both the sides of this path? You can see the plants on the left have remained untouched. So the animal could see with only one eye."

He added, "Look down. You can see ants lined up on this side, which means the animal was loaded with a sugar bag on this side. The bag had a hole, which allowed the sugar to fall off."

Raman continued, "You can see wheat grains on the other side. The bag on this side also must have holes in it."

Merchant said, "I can see everything you showed me, but I still don't see my camel."

Raman said, "Follow this trail and soon you will catch up with your animal."

The merchant took this advice and followed the trail.

Soon he caught up with his animal, limping along.

"Raja!" the merchant shouted in happiness and ran to his camel.

Select the most appropriate options and answer the questions:

1. Who met Tenali Raman on the forest path?

a. a merchant

b. a camel

c. an animal

2. Tenali Raman knew that the camel's leg was hurt looking at its -
- a. grains on path
b. footprints on the ground
c. ants on the path
3. What was the camel doing when the merchant found it?
- a. running b. jumping c. limping
4. The camel had eaten leaves only from one side because it had -
- a. a hurt leg b. a blind eye c. a deaf ear
5. What did the merchant do when he found the camel?
- a. shouted in happiness
b. turned and ran back
c. got angry

Fill in the blanks with the most appropriate words or phrases from the story:

1. The merchant's _____ was missing.
2. Tenali Raman had only seen the _____ left by the animal.
3. The camel was blind in _____ eye.
4. The camel was loaded with _____ on one side and _____ on the other side.
5. The merchant caught up with his _____ and called out its name.

READING



Read the passage and answer the questions:



Nadabet is a border location in Banaskantha district, Ta. Suigam. It is developed as a tourist point by the Gujarat Tourism Department. It is known for the Seema Darshan Project. It is famous for Nadeshwari Mata Temple, Indo-Pak border and the BSF parade.



Attractions:

- Seema Darshan Complex
- Museum and Galleries
- Adventure Arena

Nearest Railway Stations:

- Deesa 118 km, Bhildi 95 km, Palanpur 145 km

By Road:

- Suigam 20 km, Vav 48 km, Radhanpur 69 km, Palanpur 169 km, Mehsana 187 km, Gandhinagar 246 km, Ahmedabad 267 km

Answer the questions:

1. Nadabet is known for _____ .
2. Is Nadabet International border location?
3. Where is Nadabet located?
4. Which is the nearest railway station to Nadabet?
5. The distance between Gandhinagar to Nadabet is _____ km.
6. Find the distance of Nadabet from your village with the help of Internet.

Study the poster and fill in the blanks:

LOST DOG



Reward

Rupees 5000

Dog: Bruno

2 years old

Last seen in Sarita Park,
Gandhinagar,

on 15th May, 2024


Contact: +91-99xxxxxxx

On the 15th of _____ Mansi took her dog for a walk in _____, Gandhinagar. When they were walking, Bruno saw a cat and started running. _____ ran after Bruno but she could not catch him. Oh! Bruno was lost. Now, Mansi has made a poster about _____, her lost dog. Anyone who finds the dog will get a reward of _____. If you find him, please, call on _____ .

WRITING



Match the sentences with the pictures:



1. He couldn't find the dog so he was thinking where the dog was. ☐
2. Dog ran away to search the ball in the heap of leaves. ☐
3. Shyam was playing with his dog and he threw the ball. ☐
4. He found his 'Lost dog' and they were happy. ☐
5. His friend Vimal brought his dog back. ☐
6. So he put the poster of 'Lost dog' on a tree. ☐











Write a paragraph about Chacha Chaudhary with the help of given clues:

(**Clues:** a famous Indian comic character, kind and wise old man, wears big red turban, white shirt and black jacket, very clever, can think fast, solves difficult problems, his friend's name is Sabu.)

Chacha Chaudhary is a famous Indian Comic character. _____

LANGUAGE FUNCTION

Study the pictures and write what the camel is doing:

	Example : The camel <u>is eating</u> grass. (eat)
	1. The camel _____. (run)
	2. The camel _____. (sit)
	3. The camel _____ water. (drink)
	4. The camel _____. (stand)
	5. The camel _____. (walk)





Select the most appropriate options and rewrite the paragraph:

Yesterday, a little boy **lose/lost** the way in the crowded market. His parents **realise/realised** that he was missing. After a few minutes, they **start/started** searching for him. Then, the boy **wander/wandered** around, feeling scared and lonely. A kind stranger **notice/noticed** the boy and met him. The stranger **ask/asked** the boy if he was lost. The boy **nod/nodded** and told the stranger his name. The stranger **comfort/comforted** the boy and took him to the nearest police station. At the police station, the officers **take/took** down the boy's details. They **announce/announced** the lost child's information on the loudspeakers. The boy's parents **hear/heard** the announcement and rushed to the police station. They **cry/cried** tears of joy upon seeing their son.

Classify and write the sentences in the given table:

1. Raj is playing cricket.
2. Neha was absent.
3. Richa is watching T.V.
4. I watched an action movie.
5. Viral is doing exercise.
6. My mother is telling me a story.
7. They played kho-kho.
8. We visited a zoo.
9. The bird is chirping in the tree.
10. I bought a new bicycle.

Today	Yesterday
Example: Raj is playing cricket.	Example: Neha was absent.
1.	1.
2.	2.
3.	3.
4.	4.

Read the passage:

Today is Monday. It is 6.00 am. Rahul is Virat's neighbour. He is watching Virat from his home and telling us what Virat is doing.

Look ! Virat **is standing** out on the terrace. He **is doing** exercise. He **is stretching** his arms sideways and **pulling** his shoulders straight. He **is breathing** deeply and **raising** himself up on his toes. He **is lowering** his body slowly. He **is moving** his arms to a vertical position. He **is squatting** down.

Rewrite the passage with the help of words given in the brackets:

(squatted, stood, stretched, breathed, did, raised, moved, lowered, pulled)

Today is Tuesday. Rahul is telling us what Virat did yesterday at 6.00 am.

Yesterday, Virat **stood** out on the terrace...

VOCABULARY

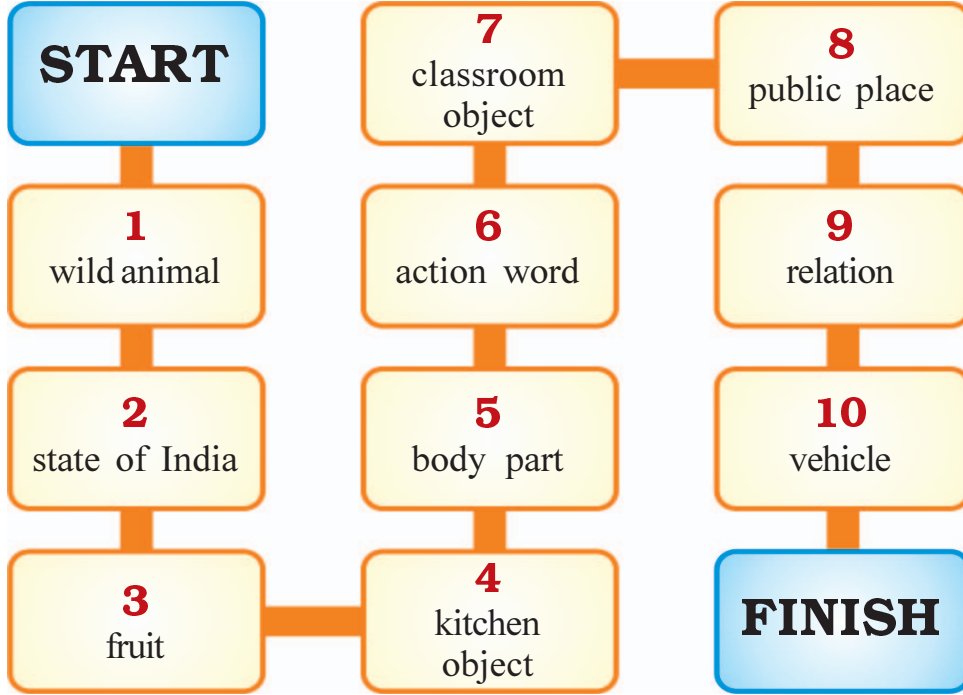
Find the following words from the grid:

(monument, rocket, search, mystery, share, puzzle, unravel, lost, wander, stray, tiny)

s	h	a	r	e	a	f	f	r	p	u
f	z	s	e	a	r	c	h	o	u	n
h	w	i	t	e	r	t	a	c	z	r
l	l	n	l	s	a	a	r	k	z	a
m	o	n	u	m	e	n	t	e	l	v
s	s	e	k	s	m	s	o	t	e	e
e	t	i	m	y	s	t	e	r	y	l
a	t	i	n	y	m	r	t	g	s	k
t	c	v	s	b	w	a	n	d	e	r
c	z	l	r	l	b	y	f	g	m	f



Do as directed:



શિક્ષક વર્ગને બે જૂથમાં વિભાજિત કરશે. દરેક જૂથમાંથી વારાફરતી એક-એક વિદ્યાર્થી આવશે અને Start થી Finish સુધીની દરેક categoryનો એક-એક શબ્દ બોલશે. Finish સુધી પહોંચનાર જૂથને 10 points મળશે. પરંતુ જો કોઈ વિદ્યાર્થી શબ્દ repeat કરશે અથવા બોલી નહિ શકે તો તે જે અંક પર હોય ત્યાં સુધીના points મળશે. (ઉદા. કોઈ વિદ્યાર્થી body part બોલી ન શકે તો તેને 4 points મળશે.) આ રીતે બંને જૂથનાં દરેક વિદ્યાર્થી જોડાશે.

ACTIVITY

Play the game:

શિક્ષક ઓછામાં ઓછા 10 પ્રશ્નોની યાદી તૈયાર કરશે. વિદ્યાર્થીઓને આશરે દસ દસના જૂથમાં વહેંચશે. દરેક જૂથના વિદ્યાર્થીઓ પોત-પોતાના જૂથમાં પ્રશ્નોના જવાબો શોધવા માટે સાથે મળીને કામ કરશે. સૌ પ્રથમ બધા પ્રશ્નોના સાચા જવાબો શોધનાર જૂથ વિજેતા બનશે.

નોંધ : શિક્ષક જુદા જુદા રોચક કાર્યોની મૌલિક યાદી બનાવીને રમતમાં વિવિધતા લાવી શકે છે.

Example:

1. "All Indians are my brothers and sisters." Where is this sentence written ?
2. How many units are there in this book ?

3. How many pages are there in this book ?
4. How many classrooms are there in your school ?
5. How many trees are there on the playground ?
6. On which page is the lost dog poster ?
7. How many students are there in your classroom ?
8. How many tubelights/lamps are there in your classroom ?
9. How many fans are there in your classroom ?

SPEAKING

Play the game, 'A Lie between Two Truths':

- શિક્ષક વિદ્યાર્થીઓને પોતાના વિશે ત્રણ બાબતો કહેશે. જે પૈકી બે બાબતો સાચી હશે અને એક ખોટી.
- શિક્ષક વિદ્યાર્થીઓને ખોટી બાબત ઓળખી બતાવવા કહેશે.
- શિક્ષક વિદ્યાર્થીઓને સમજાવશે કે તેઓએ આ activity આગળ વધારવાની છે.
- શિક્ષક વિદ્યાર્થીઓને જોડીમાં વિભાજિત કરશે અને તેમને એકબીજાના interview માટે કુલ 6 minutes આપશે. જ્યારે 3 minutes વીતી જશે, ત્યારે બેલ વગાડશે અને તેમને તેમનો Role બદલવા જણાવશે.
- હવે વિદ્યાર્થી પોતાના સાથી વિશે ત્રણ બાબતો કહેશે અને વર્ગખંડના વિદ્યાર્થીઓને ખોટી બાબત ઓળખી બતાવવા કહેશે.

Example: (Students' Presentation)

Manu: Meet my friend Sonu. She is in standard fifth. Her weight is 60 kg. She can dance.

Sonu : Thank you, Manu. Dear class now tell the false information about me?

Class : You are in standard fifth.

Sonu : That is incorrect. Please try again.

Class : Your weight is 60 kg.

Sonu : That is correct.

Sonu : Meet my friend Manu. He is...

DO IT YOURSELF

Find out the details on the internet and complete the table :

Name	Birbal	Sherlock Holmes
Photo		
Country		
Description		



Write a paragraph using the collected details:

