

4



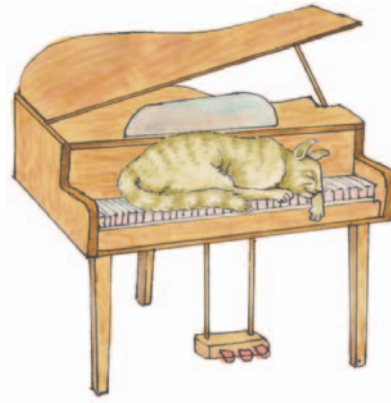
Animals – The Living Wonders

LISTENING

Recite and Enjoy:

Cat

Cats sleep anywhere,
Any table, any chair,
Top of piano, window – ledge,
In the middle, on the edge,
Open drawer, empty shoe,
Anybody's lap will do,
Fitted in a cardboard box,
With your frocks anywhere !
They don't care, cats sleep anywhere.



Find the rhyming words from the poem:

1. ox – _____, _____
2. share – _____, _____
3. hedge – _____, _____
4. moo – _____, _____

Complete the words:

- | | | |
|------------------|--------------|--------------------|
| 1. t _ _ b l _ _ | 2. l _ _ p | 3. s _ _ _ e _ _ |
| 4. c _ _ _ i _ _ | 5. c _ _ _ e | 6. _ _ p _ _ n |
| 7. s _ _ o _ _ | 8. ed _ _ _ | 9. w _ _ _ d _ _ _ |

Find and write words starting with the given letters from the poem:

1. c – _____
2. f – _____
3. o – _____
4. d – _____
5. s – _____

Find and write five places where cats can sleep:

1. _____
2. _____
3. _____
4. _____
5. _____

Fill in the blanks with the help of the poem:

1. Cats sleep anywhere,
Any _____, any _____
2. In the middle, on the edge,
_____ drawer, _____ shoe

Listen to the story:

The Boy and the Butterfly

Hamid loved caterpillars. One day he found one. He took the caterpillar home. He took care of it. He gave it plenty of food and water.

One day the caterpillar started creating a cocoon. How exciting ! Hamid couldn't wait to see the butterfly.





And then, it happened! A small hole appeared in the cocoon. The butterfly started struggling to come out. Hamid was so excited! The butterfly was trying hard to get out. It looked like the butterfly was not going to break free.

Hamid felt pity for the butterfly. He decided to help. Appa tried to stop him but he quickly got a pair of scissors. He cut the cocoon to make the hole bigger. The butterfly quickly broke out of the cocoon.

But, alas ! the butterfly had a puffy body and small wings. Hamid sat and watched the butterfly carefully. He waited eagerly. He thought, “At any moment, the butterfly will fly out.”

But it never happened ! The butterfly lived all its life with the same body. It was never able to fly.

This was a lesson for Hamid. Appa said to him, “The butterfly must work hard to get out of the cocoon. When it pushes hard, the liquid inside its body comes out. Then, it can fly around. Without hard work, the butterfly can never ever fly.” Hamid thought he was helping the butterfly but sadly he hurt it.

Fill in the blanks:

1. Hamid loved _____ .
2. Hamid used a _____ to cut open the cocoon.
3. The caterpillar had to _____ to get out of the cocoon.
4. The butterfly had a _____ body and _____ wings.





Answer the questions:

1. Who found a caterpillar?
2. Why did Hamid cut the cocoon?
3. Did Hamid help the caterpillar?
4. How was the butterfly when it got out of the cocoon?
5. Who stopped Hamid?

Interesting:

A caterpillar makes a cocoon to become a butterfly. It is like a cover around it.



A caterpillar



A butterfly coming out of cocoon.


READING



Read the passage and answer the questions:

Toad Rock

Look at the picture. Doesn't it look like a giant frog? It is not a real frog. It is a rock. It is called 'Toad Rock'. A toad is like a frog. 'Toad Rock' is in Mt. Abu, south of Nakki Lake. We can go to Mount Abu by car or bus. It looks like a big frog about to jump into the water of Nakki Lake. If we climb up the rock, we see the wonderful green beauty of the hills. It is incredible to imagine you are standing on top of a giant frog but, Toad Rock is not easy to climb. There are 250 steps to reach the top. People walk up to experience peace and





calm. Some find it too difficult and give up. Old people and young children should take extra care. You should always carry enough water and snacks for the way.

1. A toad is like a _____ .
2. Why is the name of this place 'Toad Rock'?
3. How can we reach Mount Abu?
4. Where do you feel peace and calm? Ask a friend also.

Your name _____ I feel peace and calm at _____ _____	Friend's name _____ _____ feels peace and calm at _____ _____
--	---

5. Do you want to visit 'Toad Rock'? With whom would you like to visit?

A poster may tell us about new places and how to visit them. Here is an incomplete poster. Fill in the details about 'Toad Rock':

Experience the fun and adventure!		
 <p>Come one!</p>	<p>Visit to, the crown of Mt. Abu</p>	 <p>Come all!</p>
Where is it?	What will you carry?	How will you reach?
.....
.....
.....
<p>Draw or paste a picture of 'Toad Rock' here.</p> <div style="border: 1px solid black; height: 150px; margin: 10px auto; width: 80%;"></div>		





Write correct option in the box:



A

I have a thick coat of fur and a layer of fat under my skin to survive in the snow.



B

I huddle to keep warm in the cold.



C

I eat a lot to store fat for hibernation.



D

My hump helps in storing fat.



E

I can breathe with my skin in water and with my lungs on land.



WRITING

Study the picture and make sentences. Use the words given below:



(is riding, is playing, is flying, is sitting, a dog, a ball, is climbing, balloons, a kite, is holding, a camel, a bicycle, a tree)

The children are having fun.

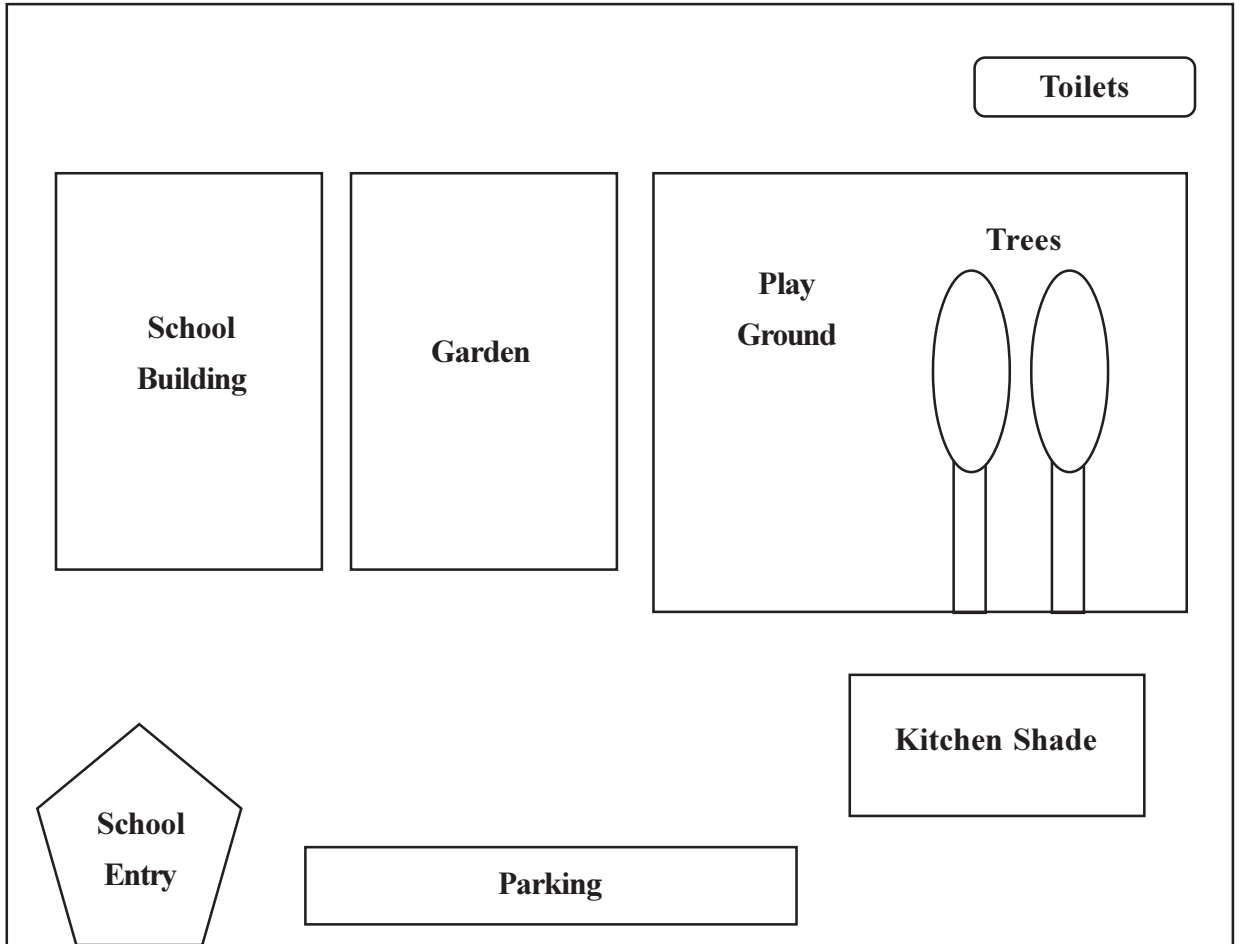
Think of a place you have visited. Make five sentences about it. Use the given clues to write the paragraph. Give an interesting title to it:

(Where did you go? Who was with you? How did you go? What did you do there? How did you feel? Would you like to go back again?)

LANGUAGE FUNCTION

Read the sentences given below. They describe the map of a school:

- The garden is **between** the school building and the play ground.
- Students walk **from** the school building to the kitchen shade in the recess. They pass the garden **before** they reach the kitchen shade.
- We reach the toilets only **after** we cross the play ground.
- There are two trees **near** the kitchen shade.
- Students sit **under** the trees **on** the play ground.



શિક્ષક નકશાનો ઉપયોગ કરી between, under, before, after, near ક્યાં વપરાય છે તે કહેશે તથા વિદ્યાર્થી જાતે સમજી શકે તે માટે પ્રશ્નો પૂછીને ચર્ચા કરશે.

Study the map and fill in the blanks:

(at, between, under, before, after)

1. The parking is _____ the school entry and kitchen shade.
2. Students sit _____ the trees on the play ground.
3. When we enter the school, the garden comes _____ the play ground.
4. You are on the play ground, means - you are not _____ the school entry.
5. We reach the kitchen shade _____ the parking.

Study the picture and fill in the blanks:

Animal Musical Concert



(between, near, centre, on, behind)

1. The giraffe, monkey, crow and camel are _____ the stage.
2. The pig is standing _____ the camel and the donkey.
3. The fox is standing _____ the horse.
4. The camel is not standing _____ the horse.

VOCABULARY

Circle the following words from the grid:

(concert, cat, monkey, toad, giant)

c	o	n	c	e	r	t	a	b	c	g
o	r	h	t	i	x	g	o	e	f	i
c	a	t	o	r	p	i	l	l	a	r
o	e	p	a	t	v	a	t	f	y	a
o	d	o	d	m	o	n	k	e	y	f
n	v	z	a	a	n	t	t	w	h	f

Rearrange the letters and make meaningful words:

Example : oiln : Lion

1. fufyp : p_____
2. nsgiw : w_____
3. llasm : s_____
4. quilid : l_____

Use a dictionary and match the following:

A	B	Answers
1. A burrow	a. bees	1.
2. A web	b. rabbits	2.
3. A den	c. birds	3.
4. A hive	d. spiders	4.
5. A nest	e. lion	5.




ACTIVITY

Do the activity:

શિક્ષક વિદ્યાર્થીઓ માટે આ Unit માં આવતા શબ્દોના flashcards બનાવશે. વિદ્યાર્થી એક પછી એક flashcard લેશે. જો તે flashcard પર લખેલ શબ્દ વાંચી અને ઓળખી શકે તો તે card તેની પાસે રહેશે. જો ના વાંચી શકે તો તેણે તે flashcard પાછું મૂકવાનું રહેશે. એકવારમાં એક જ card ઉપાડી શકાશે. અંતમાં જે વિદ્યાર્થી પાસે સૌથી વધારે cards હશે તે વિજેતા બનશે. આ activity ને group બનાવીને પણ કરી શકાય.

SPEAKING

Study the picture of the two trees. Find out four things that are different and talk about them:



Imagine you are a bird. Your tree has been cut and you have lost your home. You meet a new bird. Enact the dialogue:

Bird 1: Hello friend !

Bird 2: Hello friend ! What are you looking for?

Bird 1: A new home. I am looking for a new home.

Bird 2: A new home?

Bird 1: Yes, I lost my old home.

Bird 2: How?

Bird 1: They cut the tree. I don't even know them. Some men came one day and I lost my home. They cut it down.

Bird 2: That's very sad. You can stay with us. We have a big home.

Bird 1: Really?

Bird 2: I live in a big Banyan tree. We will live together. Come with me.

DO IT YOURSELF



Study the picture. Imagine what must be going on among the man, the girl and the donkey. Answer the questions and create a short story:



(Who are the man and the girl? What is the donkey doing? What are they talking about? What is there in the sack? What is the man telling the girl? What are their names? Is the donkey listening to the man? Does the girl look happy?)

