

# 3



## Nature - God's Gift


### LISTENING

Recite and enjoy:



#### Good Morning

Good morning, sky;  
 Good morning, sun;  
 Good morning, little winds that run!  
 Good morning, birds;  
 Good morning, trees;  
 And creeping grass and brownie bees!  
 How did you find out it was day?  
 Who told you night had gone away?  
 I'm wide awake;  
 I'm up now, too.  
 I'll be right out to play with you!



Find the rhyming words from the poem:

1. sun – \_\_\_\_\_ 3. day – \_\_\_\_\_  
2. trees – \_\_\_\_\_ 4. too – \_\_\_\_\_

Match 'A' with 'B':

A	B	Answer
Example: 1. morning	a. night	1. c
2. awake	b. down	2.
3. day	c. evening	3.
4. right	d. asleep	4.
5. up	e. left	5.

Listen to the story:

### A Magic Garden

There was a school named C. M. Desai Vidyalaya. There was a big playground in the school. In the playground, there was a magic garden. It was very pretty. Sunflowers and roses stood high against the wall. There were also marigolds, poppies and pansies.

The sunshine fell on this garden more than any other garden and the flowers danced and sang happily. They said to one another, "We have hundreds of little gardeners." They were the children from the school.





One sunny morning the flowers were talking to the birds.

A poppy said, “I love all the children but I love the dear little ones most of all. I like them to bring their watering cans and water my thirsty roots.”

The marigolds said, “Yes, the children are good to us too. They dig the ground so well.”



A tiny bird said, “We love the little children, they are kind and they bring bread for us.”

All the flowers said, “We must work hard to make our dresses very pretty because the children will be here soon.”

The sun said, “I also will help you because nothing pleases me better than to see the children running about in the gold sunshine.”

Suddenly, the children came out laughing and singing. The flowers stopped their songs to listen to them.

One child said, “Oh, look at the tall sunflower !” After that the sunflower lifted its head very proudly.



Another child said, "I love the marigold in its golden dress." The marigold smiled happily.

It was indeed a magic garden because it had fairies too. They danced and sang sweet songs which only the children could hear.

After some time, the fairies came out dancing and talked with the children. Their dresses were made of flowers and their wings of sunshine.

The magic garden was quiet that night. The flowers and birds were asleep and dreaming of the next day when the children would come again.

**Read the sentences and write 'True' or 'False':**

1. The magic garden was in a society. \_\_\_\_\_
2. The flowers danced and sang happily. \_\_\_\_\_
3. Poppy loves the dear little ones the most. \_\_\_\_\_
4. Flowers came out laughing and singing. \_\_\_\_\_
5. The Magic garden had fairies too. \_\_\_\_\_



**Answer the questions:**

1. What was the name of the school?
2. Name five flowers grown in the magic garden.
3. What were the fairies' dresses made of?
4. How was the magic garden that night?
5. Why did the flowers love the little children?



## READING

Read the sentences:

### Ashok tree:

- The leaves of Ashok tree reduce fever.
- The leaves of Ashok tree maintain blood sugar levels.
- The leaves of Ashok tree can be used to treat infections.




### Neem tree:

- The leaves of Neem tree kill the bacteria and germs.
- People use Neem tree twigs to clean teeth.
- The oil of its leaves can be used to treat skin problems like rashes and itching.




### Peepal tree:

- The leaves of Peepal tree heal toothache.
- The leaves of Peepal purify blood.
- The leaves of Peepal reduce ear pain.



### Tulsi:

- The leaves of Tulsi help to relieve cough and cold.
- The leaves of Tulsi are good for stomach and help with digestion.
- The leaves of Tulsi relieve stress.



### Bilva tree:

- It is helpful in curing headache.
- It helps to cure burns on our skin.
- Its leaves help to heal our cuts and wounds.



### Who am I ?

1. I maintain the blood sugar level.
2. I purify blood.
3. People use my twigs to clean teeth.
4. I help to relieve cough and cold.
5. My leaves help to heal cuts and wounds.

---

---

---

---

---

### Read the paragraph:

Plastic is very harmful to us. We use plastic bags, bottles, cups, utensils etc. Plastic harms our planet. Plastic bags kill many water animals and birds every year. Plastic is also found in the stomach of many land animals so we should not throw plastic waste here and there. We should use other things instead of plastic such as jute bags, paper plates, steel bottles etc. We all should come together and say “NO” to plastic.



### Answer the questions:

1. What is harmful to us?
2. Name any three plastic items we use every day.
3. What can we use instead of plastic bags?
4. Why should we say “NO” to plastic?
5. We should throw plastic waste here and there. True or False?






## WRITING



Study the picture and answer the questions:



1. How many chicks can you see?
2. What is the colour of the flowers?
3. What is the sheep doing?
4. Who is riding on the sheep?
5. What do you like in this picture?



Write a paragraph about "Save Water" with the help of the given clues:

- drinking – cooking – bathing – washing
- water saviours
- Save water \_\_\_\_\_ (Complete the slogan)

## LANGUAGE FUNCTION

Study the table and complete the sentences:

Name/Language	Gujarati	Hindi	English	Sanskrit	French
Niket	✓	✓	✓	✗	✗
Krunal	✓	✓	✗	✓	✗

**Examples:** ● Both Niket and Krunal can speak Gujarati.  
● Niket can speak Gujarati but he cannot speak Sanskrit.

1. Both Krunal and Niket can \_\_\_\_\_ .
2. Both Krunal and Niket cannot \_\_\_\_\_ .
3. Niket can speak Hindi but \_\_\_\_\_ .
4. Krunal can speak Gujarati but \_\_\_\_\_ .
5. Niket can speak \_\_\_\_\_, \_\_\_\_\_ and \_\_\_\_\_ .
6. Krunal can speak \_\_\_\_\_, \_\_\_\_\_ and \_\_\_\_\_ .
7. Niket cannot speak \_\_\_\_\_ and \_\_\_\_\_ .
8. Krunal cannot speak \_\_\_\_\_ and \_\_\_\_\_ .

Fill in the blanks using the most appropriate options:

**Example:**

- Parnavi is injured. She **may not** take part in the race. (may/may not)
1. Today is Sunday. Hardik \_\_\_\_\_ (may/may not) meet his best friend.
  2. Its heavy traffic. Akash \_\_\_\_\_ (may/may not) get late for the school.
  3. Aaditya is late. He \_\_\_\_\_ (may/may not) catch the train.
  4. It is raining heavily. Tanya \_\_\_\_\_ (may/may not) go to the bazaar.



## Traffic Lights

Fill in the blanks:



**Red** means "Stop"

**Yellow** means "Wait"

**Green** means "Go"

**Example :** We **must** follow traffic rules. (must / must not)

1. We \_\_\_\_\_ be alert when yellow traffic light is on. (must / must not)
2. We \_\_\_\_\_ drive when red traffic light is on. (must / must not)
3. We \_\_\_\_\_ drive our vehical when green traffic light is on.  
(must / must not)

## The School Bus Rules



Make sentences with the help of the given table:

Lakhman	should	sit properly.
Mansukh	should not	shout.
We		push each other.
		wait for our turn.
		listen to the driver.
		stand in a moving bus.
		always follow bus rules.

**Example:** Mansukh should sit properly in the bus.

## VOCABULARY



Study the table and make sentences as per the given example:

	tease animals	save water	grow trees	water the plant	pluck flowers
Paridhi	X	✓	✓	✓	X

**Example:** Paridhi should not tease animals.

Identify parts of a tree and write their names in the box given below:

(trunk, fruit, leaf, roots, branch)



Arrange the letters and make meaningful words:

(pieppos, gedran, migac, fiary, slfweorun, pnaseis, gldoen, mlograid)

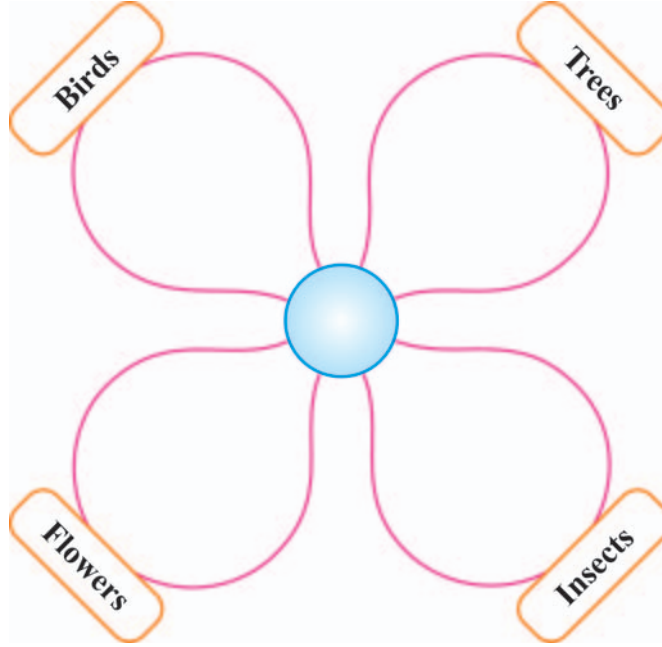
- |                  |                  |
|------------------|------------------|
| 1. p _ _ _ _ s   | 2. g _ _ _ _ n   |
| 3. m _ _ _ c     | 4. f _ _ _ y     |
| 5. s _ _ _ _ _ r | 6. p _ _ _ _ s   |
| 7. g _ _ _ _ n   | 8. m _ _ _ _ _ d |

## ACTIVITY

### Make a flower scrapbook:

- શિક્ષક વિદ્યાર્થીઓ પાસે વિવિધ પ્રકારના ખરેલાં ફૂલો ભેગા કરાવશે.
- વિદ્યાર્થીઓને એક-એક ફૂલ કોઈ જૂના પુસ્તકના પાનાની વચ્ચે સાચવીને મૂકવા કહેશે.
- ત્યારબાદ પુસ્તક બંધ કરાવીને તેની ઉપર બીજા બે-ત્રણ પુસ્તકો મૂકાવશે અને થોડાં દિવસો સુધી રાહ જોવાનું કહેશે.
- ત્યારબાદ પુસ્તકની અંદર રહેલા ફૂલોને કાઢીને Scrap Bookની અંદર ચોંટાડવા માટે કહેશે.
- દરેક ફૂલની નીચે તેનું નામ લખવાનું કહેશે.

### Name two words in each petal which you see in a garden:



## SPEAKING

### Read the dialogues. Make pairs and enact them:

1. Kiran: Hello Plant! How are you?  
Plant: I am good. I need your help.  
Kiran: Sure, I am ready to help you dear Plant.  
Plant: Will you water me?  
Kiran: Yes, I will.  
Plant: Thank you, Kiran.  
Kiran: You're welcome, Plant.



2. Reena: Good morning!  
Kruti: Good morning! What are you doing?  
Reena: I am collecting flowers to make a garland.  
Kruti: May I help you?  
Reena: Sure.

## DO IT YOURSELF



**Plant any medicinal plant in your school campus. Observe its growth every month and discuss its benefits with your friends:**

**Name of the Plant :** \_\_\_\_\_

**Benefits :** \_\_\_\_\_

\_\_\_\_\_

\_\_\_\_\_

\_\_\_\_\_

Name of the Months	Growth in Meters
June	
July	
August	
September	
October	
November	
December	
January	
February	
March	
April	
May	

