

1

Smile Please!



LISTENING

Recite and enjoy:



A Smile

A smile is quite a funny thing,
It wrinkles up your face.
And when it's gone
You'll never find
Its secret hiding place.

But far more wonderful it is
To see what smiles can do.
You smile at one,
He smiles at you,
And so one smile makes two.

Find the rhyming words from the poem:

- | | |
|-----------------|-----------------|
| 1. mile – _____ | 2. race – _____ |
| 3. man – _____ | 4. kind – _____ |
| 5. lace – _____ | |

Complete the words:

- | | |
|--------------|--------------|
| 1. s _____ t | 2. w _____ l |
| 3. f _____ y | 4. w _____ s |
| 5. q _____ e | |



Arrange the following words in the alphabetical order:


wonderful, smile, place, hide

1. _____ 2. _____ 3. _____ 4. _____

Listen to the story:

Smile Please!

Khushi and Khanak were good friends. They had so much fun together. They helped each other. When they returned home, they raced each other. They played many outdoor games like Kho-Kho, Kabaddi and Hopscotch etc. Khushi was always cheerful.



One day, Khushi came into the classroom slowly. She looked sad. Khanak asked, “Did someone scold you?” Khushi shook her head. She sat down and did not look up. When Saraswatiben, her teacher called her name, she did not even answer. She called again, louder this time, “Khushi!” Khushi raised her hand.

She asked, “Do you have any problem?” Khushi shook her head again. Her cheeks were red. She looked upset. The teacher asked her, “Are you feeling okay?” Khushi nodded, still not daring to look up.



Her friends also asked, “Why are you crying, Khushi?”

“Is your little brother okay?”

“Are your family members alright?”

“Is your puppy okay?”

Khushi kept nodding her head to each of her friends. But she did not look up. Khanak wanted to make her smile. She had an idea! She took out something from her bag. When she ran to show it to Khushi, it slipped out of her hands. Khushi saw something flying towards her and she grabbed it.



It was a big, green, rubber frog! Khushi was surprised. Her eyes were wide open. She began to laugh out loudly. Only after that Khanak and her friends saw why she had not smiled or talked all day! Four of her front teeth were missing!

Fill in the blanks:

1. Khushi and Khanak were _____ .
2. When they returned _____ .
3. Her teeth were _____ .
4. _____ was Khushi's teacher.
5. The frog was _____ in colour.



Answer the questions:

1. Write names of the girls mentioned in the story.
2. Who looked sad?
3. Which games did Khushi and Khanak play?
4. Why did Khushi look sad?
5. Khushi was upset. True or false?



READING

Read the passage and answer the questions:

Fun Facts about Smiling

There are nineteen different types of smile but only six occur when we have a good time. Smiling can boost your immune system. Smile relieves stress and it is good for health. It is easier to smile than to frown. It takes thirteen muscles to smile and about forty-seven to frown. Babies are born with the ability to smile. Smile like a baby!



1. How should we smile?
2. Find similar word for 'various' _____ .
3. How many types of smile are there?
4. List out three benefits of smiling.
5. Smiling can boost your immune system. True or False?



Fill in the blanks with the feelings given in the Mood Meter:

Examples:

When you meet your friends, you feel... – Happy

When you lose your favourite things, you feel... – Sad

When you go to a temple, you feel... – Calm

When you do not study for test, you feel... – Worried

1. When you get gifts, you feel... – _____

2. When you play with your friends, you feel... – _____

3. When someone scolds you, you feel... – _____

4. When you have lots of work, you feel... – _____

5. When your friend does not help you, you feel... – _____



WRITING



Write five sentences about your happy moments/happiness with the help of questions below:

(Clues : What makes you happy? Who makes you happy? Where do you feel happy? When do you become happy? How can we be happy?)

LANGUAGE FUNCTION

Write words with the help of given example:



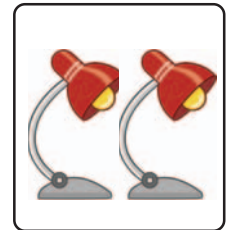
a cat



cats



a lamp



- _____



a pen



- _____



a chair



- _____

Fill in the blanks:

1. a toy

2. a pencil

3. _____

books

4. an elephant

5. _____

balloons




Write words with the help of given example:



a glass


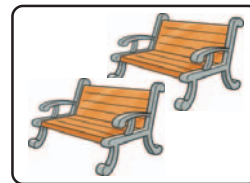
—

glasses




a bench

—




an inch

—



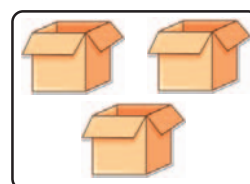
a sandwich

—



a box

—



Fill in the blanks:

1. a class

2. _____

watches

3. a tomato

4. _____

buses

5. a fox


Write words with the help of given examples:



a puppy

—


puppies






a baby

— _____




a cherry

— _____



a fairy

— _____



Fill in the blanks:

1. a butterfly _____
2. _____ stories
3. a city _____
4. _____ bunnies
5. an activity _____

Fill in the blanks with the appropriate words:

1. My mother bought a new _____ . (car/cars)
2. The _____ is on the table. (pens/pen)
3. Rahim has five _____ . (candy/candies)
4. The _____ is sitting on the table. (cat/cats)
5. There are many _____ in the sky. (star/stars)
6. How many _____ are there in your class? (student/students)
7. Dwija has a blue _____ . (bicycle/bicycles)



Study the examples:

- ◆ Is there a cat on the table?
Yes, there is.
- ◆ Is there a dog on the table?
No, there isn't.
- ◆ Are there apples on the table?
Yes, there are.
- ◆ Are there bananas on the table?
No, there aren't.



There is a ball./There's a ball.



There are four balls.

Fill in the blanks:

1. _____ two
chairs in my
kitchen.

- a. There is
- b. There are



2. _____ three
trucks next to
the house ?

- a. Is there
- b. Are there



3. _____ any
flowers in the
vase ?

- a. Is there
- b. Are there



4. _____ two
girls in the
picture.

- a. There is
- b. There are



5. _____ any
books in
the bookcase?

- a. Is there
- b. Are there



6. _____ a boy
under the
table.

- a. There is
- b. There are



7. _____ a rubber
in the pencil case ?

- a. Is there
- b. Are there



8. _____
a cooker near
the refrigerator.

- a. There is
- b. There are



VOCABULARY

Circle the correct spelling:

- | | | | |
|--------------|---------|----------|----------|
| 1. please | pleese | pleesa | pleaze |
| 2. cam | calm | colm | kalm |
| 3. happy | hepy | heppy | happi |
| 4. cheerfull | chirful | chearful | cheerful |
| 5. engry | angri | angry | aengry |

Circle the odd one:

- | | | | |
|------------|---------|---------|-----------|
| 1. school | eraser | pencil | sharpener |
| 2. mango | grapes | banana | potato |
| 3. kho-kho | kabaddi | chess | football |
| 4. lotus | kiwi | rose | sunflower |
| 5. peacock | dove | sparrow | hedgehog |

ACTIVITY

Play the Game – Red light, Green light:

શિક્ષક વિદ્યાર્થીઓને ‘Red Light, Green Light’ રમત રમાડશે. શિક્ષક એક વસ્તુ, વ્યક્તિ કે પ્રાણીના અંગ્રેજી શબ્દો બોલશે ત્યારે વિદ્યાર્થીઓ વર્ગમાં ચાલશે તે **Green Light** તરીકે ઓળખી શકાય અને જ્યારે શિક્ષક એક કરતાં વધુ વસ્તુ, વ્યક્તિ કે પ્રાણીનાં અંગ્રેજી શબ્દો બોલશે ત્યારે વિદ્યાર્થીઓ વર્ગમાં ઊભા રહી જશે તે **Red Light** તરીકે ઓળખી શકાય. જે વિદ્યાર્થીઓ ઊભા ન રહે તેને શિક્ષક out જાહેર કરશે તથા તેને બેસી જવાનું કહેશે.

ઉદાહરણ : શિક્ષક a pen, a duster, a chalk stick, a book, a window, a pencil વગેરે જેવા શબ્દો બોલી અચાનક benches બોલશે જે એક કરતા વધુ વસ્તુ દર્શાવવા વપરાય છે. આમ, આ પ્રકારનાં શબ્દો દ્વારા વિદ્યાર્થીઓને ‘one’ and ‘many’ નો ખ્યાલ સરળતાથી આપી શકાય.

નોંધ : આ રમતમાં fruits, vegetables, animals, birds, vehicles વગેરે શબ્દજૂથો પણ બોલી વિદ્યાર્થીઓને રમાડી શકાય.

SPEAKING

Read the dialogues. Make pairs and enact them (Role play):

- Teacher : What is the coolest letter in the alphabet?
Student : 'B'.
Teacher : Why?
Student : It comes between 'A-C'.
- Teacher : Can you name three days without using Monday, Tuesday, Wednesday, Thursday, Friday, Saturday or Sunday?
Student : Yesterday, today and birthday.
- Teacher : Which city is the most dangerous city?
Student : Electricity.
- Teacher : Why did the student bring a ladder to class?
Student : Because he wanted to go to a high school.

Describe the picture using the words:

(children, slide, swing, tree, football, skateboard, garden)



This is a picture of a garden. There...

DO IT YOURSELF



A. Make a list of things in your classroom. Classify them in 'one' and 'many'.



B. Write a paragraph with the help of the picture and words:

(a lady, a boy, a plane, a green car, a train, some yachts, a helicopter, a bus, a brown bird, a squirrel)

