



QRickit

0224CH09

9


Which Season is it?

Seasons



Winter is when
I'm all in snow
from head to toe.

Summer comes
with the shining sun
and a long day
for children to play.



Rainy season
comes with the
water drops;
Peacock dances
and the frog hops.



Five seasons in a year
 Spring begins with
 a cheer
 Flowers bloom,
 the birds sing
 When comes
 the merry spring.

Leaves fall
 on the ground.
 Pleasant wind
 on the way,
 is when it is an
 autumn day.



Let us Discuss

- In which season do you go on a vacation?
- Your birthday falls in which season of the year?
- Which is your favourite season? Why?
- What is special about your favourite season?

Read the poem aloud and enact. Give the children a comprehensive understanding of the three major and six sub-seasons. Discuss the special things that they do in different seasons. Also talk about the various locally available food and clothes, for example, *pheran* in Kashmir, etc. Also, discuss how the local variations in seasons affect the daily lives of people.



Match the seasons with their names and festivals.



Autumn

*Dussehra,
Sharad Purnima*




Summer

*Guru Purnima,
Buddha Purnima
Ram Navami
Mahavir Jayanti*



Spring

*Gudi Padwa,
Shivratri, Baisakhi,
Holi*



Winter

*Lohri,
Christmas,
Republic day,
Gurunanak Jayanti,
Bihu, Uttarayan*



Monsoon

*Janmashtami,
Raksha Bandhan,
Independence day*

Discuss the names of the seasons in Hindi, such as *Vasant, Shishir*, etc., and in other regional languages as well. Tell them about other festivals like Eid, which are not seasonal.



Calendar Fun

JANUARY

S	M	T	W	T	F	S
	1	2	3	4	5	6
7	8	9	10	11	12	13
14	15	16	17	18	19	20
21	22	23	24	25	26	27
28	29	30	31			

FEBRUARY

S	M	T	W	T	F	S
				1	2	3
4	5	6	7	8	9	10
11	12	13	14	15	16	17
18	19	20	21	22	23	24
25	26	27	28	29		

MARCH

S	M	T	W	T	F	S
31					1	2
3	4	5	6	7	8	9
10	11	12	13	14	15	16
17	18	19	20	21	22	23
24	25	26	27	28	29	30

APRIL

S	M	T	W	T	F	S
	1	2	3	4	5	6
7	8	9	10	11	12	13
14	15	16	17	18	19	20
21	22	23	24	25	26	27
28	29	30				

MAY

S	M	T	W	T	F	S
			1	2	3	4
5	6	7	8	9	10	11
12	13	14	15	16	17	18
19	20	21	22	23	24	25
26	27	28	29	30	31	

JUNE

S	M	T	W	T	F	S
30						1
2	3	4	5	6	7	8
9	10	11	12	13	14	15
16	17	18	19	20	21	22
23	24	25	26	27	28	29

JULY

S	M	T	W	T	F	S
	1	2	3	4	5	6
7	8	9	10	11	12	13
14	15	16	17	18	19	20
21	22	23	24	25	26	27
28	29	30	31			

AUGUST

S	M	T	W	T	F	S
				1	2	3
4	5	6	7	8	9	10
11	12	13	14	15	16	17
18	19	20	21	22	23	24
25	26	27	28	29	30	31

SEPTEMBER

S	M	T	W	T	F	S
1	2	3	4	5	6	7
8	9	10	11	12	13	14
15	16	17	18	19	20	21
22	23	24	25	26	27	28
29	30					

OCTOBER

S	M	T	W	T	F	S
		1	2	3	4	5
6	7	8	9	10	11	12
13	14	15	16	17	18	19
20	21	22	23	24	25	26
27	28	29	30	31		

NOVEMBER

S	M	T	W	T	F	S
					1	2
3	4	5	6	7	8	9
10	11	12	13	14	15	16
17	18	19	20	21	22	23
24	25	26	27	28	29	30

DECEMBER

S	M	T	W	T	F	S
1	2	3	4	5	6	7
8	9	10	11	12	13	14
15	16	17	18	19	20	21
22	23	24	25	26	27	28
29	30	31				

*Calendar based on 2024

Look at the calendar and fill the table.

Months	Number of days
January, March, May, July, August, October, December	
February	
April, June, September, November	





Let us Talk

- A. Why do we use a calendar?
- B. Does February have the same number of days in every year? Discuss.
- C. How many days are there in a week? days.
- D. In the calendar given on the previous page how many Sundays are there in the month of April? Sundays.
- E. Which months have 5 Sundays? _____, _____, _____, _____.
- F. Summer vacations are in the months of _____ and _____.
- G. Diwali vacations are in the months of _____ and _____.
- H. Find the total number of days in April and March.
 days + days = days



Project Work

Make your own calendar of your birthday month and mark your birthday in it.



S	M	T	W	T	F	S

Discuss the importance of calendar in our day-to-day life.



How Long Does it Take?


Match the activity with the duration of time it requires to get completed.



Cooking



Summer vacation



Filling a water tank



Knitting a sweater



Playing



Seed to grow into a plant



Change of season



Yoga

Discuss the other things that take different durations of time to complete.



Date: 24 Nov.
Time: 8:25 Morning

TRIP TO SOMNATH




Date: 24 Nov.
Time: 1:15 After noon



Date: 25 Nov.
Time: 10:00 Night



Date: 26 Nov.
Time: 8:00 Morning



Date: 26 Nov.
Time: 5:00 Evening

See Dadi, how beautiful these trees and plants are. There are so many beautiful flowers also.

Children, it's 5:00 Night, we will be late. Let us go back.

We will come back after 8 hours.

Date: 27 Nov.
Time: 9:00 Morning

The family decided to go to Gir Forest by bus at 9:00 Morning.

Ok sir, you visit the Gir Forest. I will come after 8 hours to pick you all. Have a nice trip.

Date: 28 Nov.
Time: 7:00 Night

Oh Papa, our trip ended and now we have to go back to our home. But, I am excited to travel back by an express train.

Yes

Wow!

Date: 28 Nov.
Time: 11:30 Evening

Mummy, I can't wait to tell my friends about this exciting trip.

Yes, we will make such a trip again very soon!



Let us Talk

- A. Why did the family plan a trip? To which place did they go for the trip? What did you like about their trip?
- B. On which day did they begin their journey? When did they come back? How long was their trip?
- C. Which places did they visit in their trip?
- D. How long was their day trip in:
- Somnath temple _____ hours
 - Gir forest _____ hours
- When did they come back from there? _____
- E. For how many hours were they in the train when going from—
- Ahmedabad to Somnath
 to _____ hours
 - Somnath to Ahmedabad
 to _____ hours
- Which among the two journey took longer?
- F. Have you been on a trip recently? What do you enjoy most about trips?



Amazing Fact

Do you know?

Vande Bharat is the fastest train in India. The train is designed in India only and is also India's first train to have an integrated engine and not a separate engine coach.



Talk with children about their travel experiences to familiarise them with the idea of duration in terms of days and hours. Also discuss what is special about their cities.



Gargi's Day

Let us see what Gargi does in a day. Write down the time for each picture.



___ O' clock



Goes to sleep



6 O' clock



Wakes up



Draws water



7 O' clock



___ O' clock



Plays with friends



Gargi's day



Goes to school



___ O' clock



___ O' clock



Takes lunch



___ O' clock



Studies



___ O' clock



Comes back home



Let us Talk

Look at the position of the short hand (hour hand) and long hand (minute hand), and observe at what time Gargi does these activities in a day.

- A. At what time does she wake up?
- B. When does she go to school?
- C. At what time does she have her lunch?



107





Let us Do

A. Read the time on the clock.



___ O' clock



___ O' clock




___ O' clock



___ O' clock

B. Draw hour hand and minute hand on the clock.



3 O' clock



11 O' clock



4 O' clock



9 O' clock



12 O' clock



6 O' clock



C. When do you do the activities shown below?

Mark them on the clock by drawing the hour hand and the minute hand.



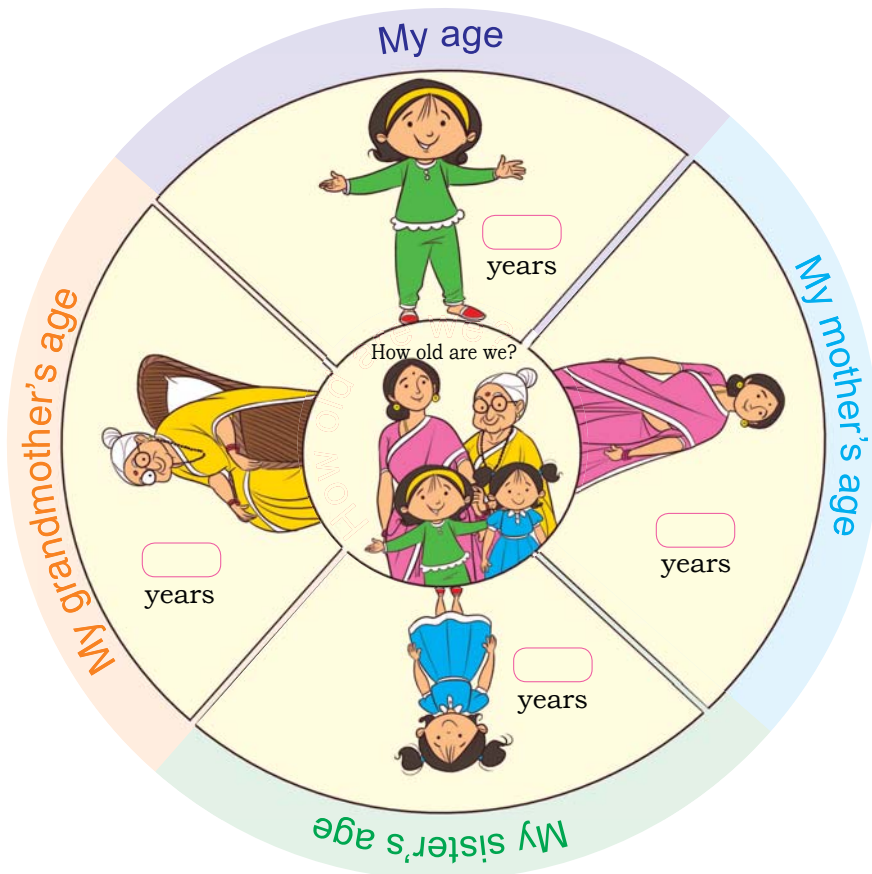

Study



Play



Lunch



109



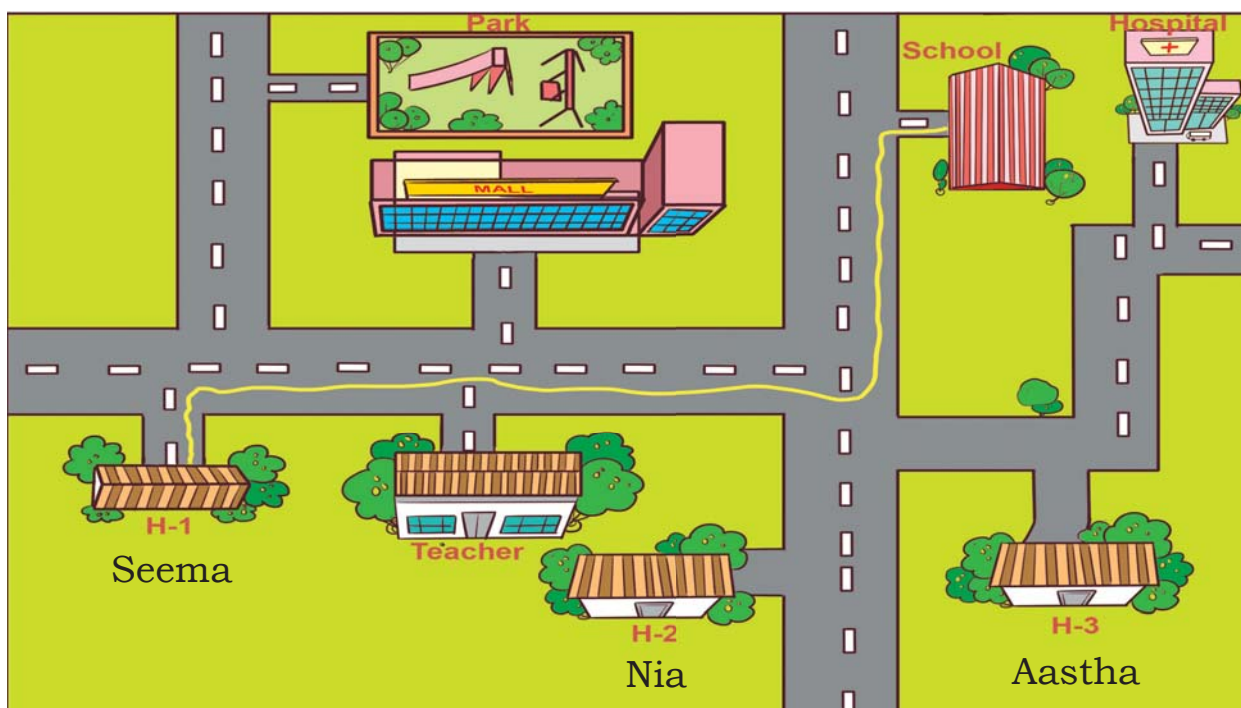


Let us Play – Knowing Direction

Ask a child to volunteer from the class. Blindfold him or her. Give directions to the blindfolded child to move from one spot to another (for example, move from the last bench to the blackboard). For directions use these words only— right, left, or straight.

The game will go on for 5–7 rounds with different children volunteering themselves. Ask the children to decide a safe word like ‘danger’ when one is about to get hit by objects in the classroom.

(To increase the difficulty level, you may change the setting of the classroom or keep harmless hurdles on the way).



Seema's Way to School

Green line is the path taken by Seema to reach the school. Now draw a line with different colours to take Aastha and Nia from their home to the school.

Discuss the use of mobile apps for navigation, i.e., for locating different places.



East, West, North or South

Let us stand
to face the rising sun.
This is the...East direction.



To your back you will find the West direction.
Put your left thumb out and that is North.
On your right is the direction South.
So, when we step out and move about,
we know which direction to go
East, West, North or South.


Sing the poem with actions. Help children to identify the directions. The direction must be emphasised by the teacher, and examples should be given to the children from their immediate surroundings so that they understand the spatial relevance of these words.



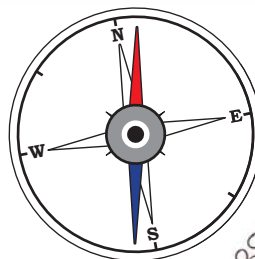


Let us Do

Look at the classroom below and answer the questions by using the words North, South, East and West (refer to the compass).



Do you know?
A compass is a
tool for finding
direction.



- A. Haneet's desk is to the _____ of Sarah's desk.
- B. Almirah is to the _____ of Ali's desk.
- C. To reach the blackboard, Mira must walk towards _____ and then _____.
- D. To feed the birds on the window, Nitin has to walk _____ and then _____.

Discuss the compass and its usage. Also ask the children to use a compass to find out the directions of objects from different points of reference.

